

Sánchez-Amaro, Alejandro, Ebel van Wijk, Sonja J., Molenaar, Carin, Abuova, Akzira, Mujica-Manrique, Lizbeth, Leisterer-Peoples, Sarah M., Beheim, Bret, Maurits, Luke, Albiach-Serrano, Anna, Allritz, Matthias, Altınok, Nazli, Amici, Federica, Auersperg, Alice Ml, Aureli, Filippo, Bandini, Elisa, Barth, Jochen, Benziad, Leïla, Bläsing, Bettina E., Bohn, Manuel, Bourjade, Marie, Bräuer, Juliane, Broihanne, Marie-Hélène, Brosnan, Sarah F., Bueno-Guerra, Nereida, Bugnyar, Thomas, Buttelmann, David, Buttelmann, Frances, Cacchione, Trix, Carpenter, Malinda, Colmenares, Fernando, Crockford, Catherine, Cronin, Katherine A., de las Heras, África, De Marco, Arianna, DeTroy, Sarah E., Dufour, Valérie, Duguid, Shona, Dunbar, Robin I. M., Eckert, Johanna, Engelmann, Jan M., Fagot, Joel, Fischer, Julia, Forss, Sofia Ingrid Fredrika, Funk, Martina, Gergely, György, Greenberg, Julia R., Großmann, Johannes, Grüneisen, Sebastian, Halina, Marta, Hanus, Daniel, Heilbronner, Sarah R., Heintz, Christophe, Hepach, Robert, Herrmann, Esther, Hirata, Satoshi, Hribar, Alenka, Janzen, Gabriele, Kaminski, Juliane, Kanngiesser, Patricia, Kano, Fumihiro, Kirchhofer, Katharina C., Knofe, Hagen, Kopp, Kathrin S., Krupenye, Christopher, Laumer, Isabelle Barbara, Levinson, Stephen C., Liskowski, Ulf, Manrique, Héctor M., Martin-Ordas, Gema, McEwen, Emma Suvi, Moore, Richard T., Munar, Enric, Nadal, Marcos, Nawroth, Christian, Nolte, Suska, Pelé, Marie, Potì, Patrizia, Rakoczy, Hannes, Riedel, Julia, Romain, Amélie, Rossano, Federico, Russell, Yvan I., Sabbatini, Gloria, Schäfer, Marie, Scheumann, Marina, Schmelz, Martin, Schmid, Benjamin, Schmitt, Vanesa, Sebastián-Enesco, Carla, Seed, Amanda Madeleine, Suda-King, Chikako, Tauzin, Tibor, Tempelmann, Sebastian, Tennie, Claudio, Truppa, Valentina, Uher, Jana, Vaish, Amrisha, J.C. van Leeuwen, Edwin, Visalberghi, Elisabetta M., Völter, Christoph J., Vonau, Victoria, Wascher, Claudia A. F., Wittig, Roman M., Wolf, Wouter, Tomasello, Michael, Liebal, Katja, Call, Josep and Haun, Daniel B. M. (2026) EVApeCognition: An 18-Year Dataset of Great Ape Cognition. *Scientific Data*, 13 (805).

Downloaded from: <https://ray.yorks.ac.uk/id/eprint/14607/>

The version presented here may differ from the published version or version of record. If you intend to cite from the work you are advised to consult the publisher's version:

<https://doi.org/10.1038/s41597-026-07191-6>

Research at York St John (RaY) is an institutional repository. It supports the principles of open access by making the research outputs of the University available in digital form. Copyright of the items stored in RaY reside with the authors and/or other copyright owners. Users may access full text items free of charge, and may download a copy for private study or non-commercial research. For further reuse terms, see licence terms governing individual outputs. [Institutional Repositories Policy Statement](#)

RaY

Research at the University of York St John

For more information please contact RaY at
ray@yorks.ac.uk



OPEN

DATA DESCRIPTOR

EVapeCognition: An 18-Year Dataset of Great Ape Cognition

Alejandro Sánchez-Amaro *et al.*[#]

The study of great ape cognition offers insights into the evolutionary origins of human intelligence, but is hindered by small sample sizes and restricted access to data. To address this, we present the EVapeCognition Dataset, a publicly available resource comprising 262 experimental datasets from 150 scientific publications from the Wolfgang Köhler Primate Research Center (2004–2021) in Leipzig, Germany. Eighty-one apes participated in 150 studies, with a majority (N = 78) participating in more than one study. Publication of the dataset aims to make these unique datasets accessible for future meta-analyses and correlational analyses, helping us better understand how our great ape relatives think, learn, and behave.

Introduction

As members of the Hominidae family, humans share a recent evolutionary history with other great apes - chimpanzees, bonobos, gorillas, and orangutans. Among these, chimpanzees and bonobos are our closest living relatives, having diverged from a common ancestor with humans only around six million years ago¹. This close phylogenetic relationship makes the study of great apes a powerful lens through which to explore our own evolutionary roots: By identifying which traits are shared with other apes due to common ancestry and which are species-specific, we gain important insights into the characteristics that make humans human.

Behavioral observations of great apes have long provided valuable insights into their social lives, problem-solving abilities, and ecological strategies^{2–5}. Studying cognition — the mental processes underlying observable behavior — enables researchers to construct powerful explanatory models of how (in Tinbergen's proximate sense) species behave as they do in addition to describing what they do⁶. This cognitive lens is especially critical in comparative research that seeks to uncover the evolutionary origins of complex psychological capacities—such as abstract reasoning, perspective-taking, and metacognition—that characterize our species.

Over the past few decades, research into the cognition of chimpanzees, bonobos, gorillas, and orangutans has significantly advanced our understanding of how our closest living relatives behave, think, and learn^{7–13}. Studies on physical (self in the world) and social cognition (self and others) have provided valuable insights into whether cognitive capacities like, for example, theory of mind (the ability to represent others' mental states)¹¹, metacognition (monitoring and representing one's own mental states)^{14,15}, prosocial concern (the motivation to help others)¹⁶, and the understanding of cause-and-effect relationships (understanding how certain actions in the world produce specific outcomes)¹⁷, are shared with our closest living relatives or are species-specific. This body of research has also shed light on how domain-general executive functions such as working memory, inhibition, and cognitive flexibility regulate great apes' decisions in cognitive tasks^{18,19}. Studies like these have laid the groundwork for many influential theories of human evolution^{20–25}, relational thought²⁶, and causal reasoning²⁷, reshaping our understanding of the emergence of uniquely human cognition.

Despite this progress, cognitive research in great apes still faces practical limitations. The majority of studies conducted in zoos and other captive environments often involves small populations. Participation in cognitive tasks is strictly voluntary, resulting in even more selective and reduced sample sizes. The limited number of data points restricts our ability to investigate variation across individuals, age groups, and socio-ecological contexts, ultimately constraining generalizability and replicability^{28–30}.

Large-scale collaborative efforts have emerged to address these challenges³¹. In particular, the *ManyPrimates* initiative has brought together researchers interested in primate cognition to gain a richer and more robust perspective on the cognitive abilities of our closest living relatives^{32,33}—see also^{34,35} for similar initiatives with other animal groups. However, along with sampling widely across species, we also need detailed, long-term in-depth

[#]A full list of authors and their affiliations appears at the end of the paper.

investigations into the ontogeny, individual differences, and the structure of cognition across tasks within a species—dimensions that are difficult, if not impossible, to capture in single studies.

By aggregating 262 experimental datasets from 150 publications^{16,32,36–183}, the *EVApeCognition Dataset*, presented here, enables the study of cognitive structure, its ontogeny and variation in great apes at an unprecedented scale. Furthermore, the dataset will continue growing after its publication (see the list of studies in the Supplementary Text (ST)) to preserve invaluable data for current and future generations. All studies were conducted at one of the leading and most prolific^{184,185} institutions studying captive great ape cognition and behavior: the Wolfgang Köhler Primate Research Center (WKPRC). The WKPRC was established in 2001 by Leipzig Zoo and Max Planck Institute for Evolutionary Anthropology in Leipzig, Germany (MPI-EVA). Based on studies conducted at the WKPRC, we created the *EVApeCognition Dataset* - the currently largest and most comprehensive collection of experimental studies of great apes' cognition and behavior. The dataset complies with the FAIR (Findable, Accessible, Interoperable, Reusable) data management principles and sharing practices¹⁸⁶. Every data file in this searchable and open-access dataset has been validated by primary sources, formatted following the same structure, and it is published along with metadata information and a glossary of terminology to facilitate its usage.

The *EVApeCognition Dataset* represents data on a wide range of cognitive domains^{7,8}, enabling researchers to investigate long-term trends and tackle longitudinal questions that single studies struggle to address, such as developmental milestones¹⁸⁷, relations across cognitive tasks and domains^{188,189}, and building computational models¹⁹⁰. We hope this dataset will inspire other institutions to adopt similar practices to store and curate open access datasets that allow researchers collectively build a better understanding of great apes cognition and behavior.

Materials and Methods

Procedure. The *EVApeCognition Dataset* was created in four main phases (see Fig. 1). In phase 1, we collated a list of the relevant publications. In phase 2, we gathered the data. In phase 3, we standardized and conducted a rigorous internal review of the data. Finally, in phase 4, we compiled all publishable datasets and created the dataset. Each of these phases is described in more detail in the subsequent sections.

Phase 1. All published experimental studies conducted with great ape participants at the WKPRC were considered eligible for inclusion in the dataset. An initial list of relevant publications, compiled in 2021 by S.E.v.W. and A.S., was generated using a set of keywords related to primates (e.g., *primate*, *ape*, *affe* [German for “ape”], *chimpanzee*, *chimp*, *bonobo*, *gorilla*, *orang*, *orangutan*, *pan*, *troglodytes*, *paniscus*, *pongo*, *abelii*, *nonhuman*, *non-human*, *hominid*) and comparative research (e.g., *comparative*, *cognition*, *species*). The compilation process was supported by the library at the MPI-EVA. The resulting list of studies was subsequently filtered based on the following inclusion criteria:

- 1) Exclusion of purely observational studies with no experimental data to facilitate comparability between studies
- 2) Exclusion of unpublished studies and datasets. Unpublished datasets related to published studies were included at the discretion of the corresponding authors. The main reason for excluding unpublished studies was the difficulty of validating and standardizing those datasets with the same degree of precision. Many challenges arise from standardizing non-published data, including difficulties in identifying the identity of corresponding authors (if datasets were readily available at the MPI-EVA servers), validation of study participants, procedures, and identification of original datasets.
- 3) Exclusion of human child or adult subjects' data from any dataset.
- 4) Exclusion of studies with only non-WKPRC participants. We excluded studies only containing non-WKPRC participants because our focus was to build a dataset of studies conducted at the WKPRC. Furthermore, the available information about non-WKPRC participants lacked the level of detail for consistent and reliable analysis compared to WKPRC participants.
- 5) Partial exclusion of non-WKPRC participants from studies containing WKPRC participants (non-WKPRC participants data was included at the discretion of the corresponding authors, and datasets with excluded participants were labelled accordingly).

The initial list of publications contained 246 published studies published between 2004 and 2021.

Phase 2. Once the initial list of publications was compiled, corresponding authors were contacted wherever possible (i.e. an informative email was successfully delivered to the authors' email address), covering 97.5% of identified published studies. Authors were informed of the aims of the project, invited to online informational meetings (September–November 2021), and asked if they were interested in contributing the data of their published studies conducted at the WKPRC. To acknowledge contributions, we offered co-authorship to any corresponding author who provided their data.

In many cases, authors' datasets were already archived in the MPI-EVA servers. In those cases, we contacted the corresponding authors to seek clarification and obtain permission to use the archived data (see “Technical Validation – Original Data” for further details). In addition to test data, authors were welcome to contribute supplementary datasets such as training or pretest data, or data from participants at other institutions (e.g., zoos or sanctuaries), at their discretion. Corresponding authors were responsible for informing their co-authors about the project. However, if a corresponding author could not be reached, co-author (s) were also invited to contribute. Authors were given a generous submission window, from November 1, 2021, through December 31,

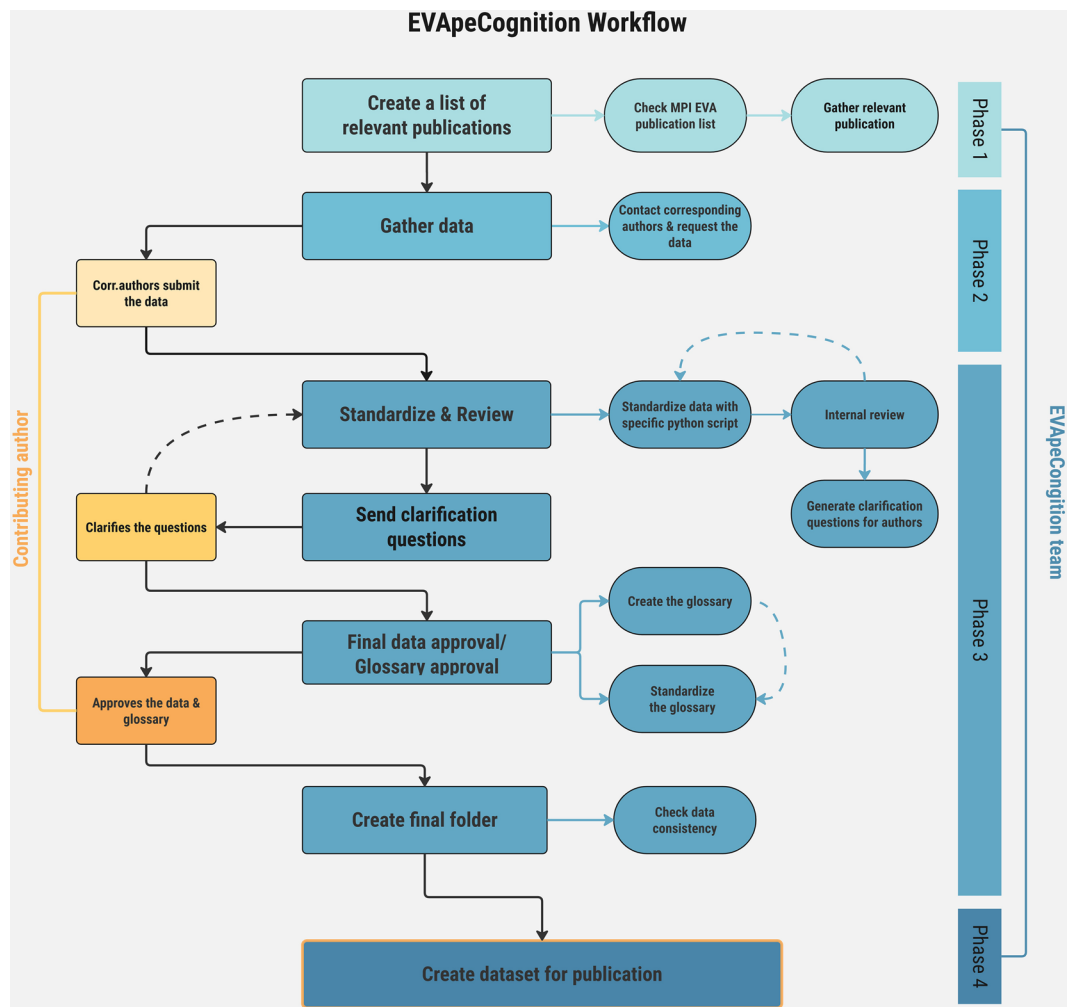


Fig. 1 The four main phases in creating the EVApEognition Dataset and the general workflow in each step.

2024, to facilitate contributions. In some cases, co-authors assumed the role of leading authors for purposes of standardization and review when corresponding authors were unavailable. Nevertheless, for consistency, we will use the term corresponding authors inclusively to refer to all authors actively involved in building the dataset.

Phase 3. After the corresponding authors provided the raw original data for each publication, the datasets were standardized according to criteria developed by A.S., and S.EvW., with the assistance of J.C., D.H., and K.L. (see “Technical Validation - Standardization” for more information). Following the initial standardization, all datasets underwent a rigorous internal review (see “Technical Validation - Internal Review” for more information). Multiple rounds of standardization and review were conducted as needed, based on the judgment of the internal reviewers. Throughout this process, corresponding authors were consulted to ensure data accuracy and consistency. After the data were fully standardized and the internal review process was complete, corresponding authors were asked to review, provide feedback, and approve the final standardized data and corresponding descriptive information for the glossaries associated with their data. For datasets included at the time of publication, corresponding authors were given until the 31st of March 2025 to complete their review. Once all the standardized datasets were reviewed and approved, they were incorporated into the dataset. Each study entry includes a final dataset and glossary per experiment unless otherwise specified. Additionally, each study is also accompanied by a YAML file containing the relevant public metadata. See the ST for an example of a YAML file with the full record of time-stamped events and correspondence during the standardization process, and a publication-ready version containing only the metadata intended for public release.

Phase 4. At the time of publication, the final dataset included data for 150 of 246 published studies—61% of the studies included in the final publication list (See Fig. 2). Even though the dataset lacks several studies, the percentage of recovered studies is very high when compared to previous initiatives in human psychology^{191,192}. Nonetheless, data availability decreased for older publications, with more recent studies being more likely to have recoverable datasets, which aligns with what was seen by Minocher and colleagues¹⁹¹ in a related project in evolutionary anthropology. A complete overview of the included studies and the percentage of recovered studies

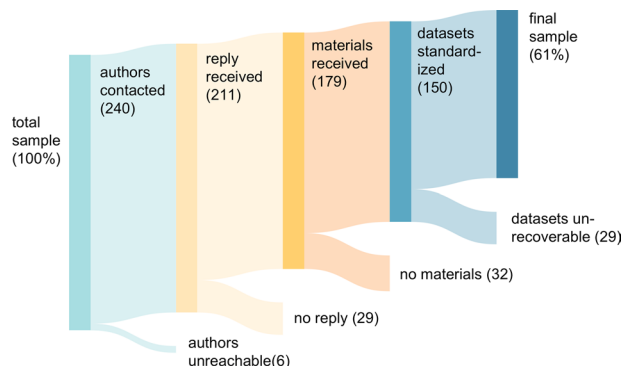


Fig. 2 Sankey plot visualizing the step-by-step process of data recovery from total to final sample.

over time can be found in the ST. Upon the completion of all final data folders, we created the EVApeCognition Dataset repository (<https://github.com/ccp-eva/EVApeCognition>). Importantly, this dataset publication is just the first step. The EVApeCognition Dataset has been conceived as a continuous project, allowing researchers to contribute datasets from studies conducted at the WKPRC, so this invaluable resource continues to grow alongside the literature. The next step would be to include data from studies published after 2021. We also envision the possibility of adding observational data in future iterations to combine it with the experimental data present in this dataset.

Inclusion and ethics statement. All data used in this project are either publicly available or were provided as part of previously published research. Each original dataset standardized for inclusion in the EVApeCognition Dataset received ethical approval from the relevant institutional review boards or ethics committees at the time of data collection. Additional unpublished datasets, included in the EVApeCognition Dataset with permission of the corresponding authors (see Phase 2), were collected under the ethical approval of their home institutions. No new data was collected specifically for this publication.

Data Records

The dataset is curated in a public GitHub repository (<https://github.com/ccp-eva/EVApeCognition>) and published in Zenodo¹⁹³. The status of the repository at any given time can be browsed using tag-specific URLs (e.g., <https://github.com/ccp-eva/EVApeCognition/releases/tag/v1.0.4>). Changes between releases can always be compared <https://github.com/ccp-eva/EVApeCognition/tags>.

Released versions of the dataset are accessible and archived in <https://doi.org/10.5281/zenodo.18846348> (this DOI will always direct to the latest version of the dataset). The choice of this platform provides us with permanent DOI for citing specific versions of the dataset. Zenodo provides metadata to identify earlier released versions.

The dataset is organized by publication, with each publication folder uniquely identified by a combination of the last name of the first author, the year of publication, and the first word in the publication title.

Each folder within `study_files` contains the following files:

- Metadata file (.yaml)
 - Full reference: Complete bibliographic citation of the publication.
 - Author list: All listed authors from the original publication.
 - Published abstract: As it appears in the original article.
 - Domain classifications: Cognitive domain (social or physical), general domain, and specific domain—curated by A.S. and J.C. based on current standards in the field^{7,8}.
 - Experiment-level metadata: Metadata entries for each experiment included in the publication.
- Standardized data file(s) (.csv)
 - One or more standardized datasets, organized per experiment.
- Glossary file(s) (.csv)
 - A corresponding glossary for each dataset, describing the variables included in the standardized data files (see Table 1).

In addition to the study-specific files contained within each publication folder, the repository also includes three more folders with several files that provide context and support the use of the dataset as a whole.

In the `general_files` folder:

- Great ape information file (`apes_list.csv`): Contains general information about the great apes housed at the WKPRC, as provided by WKPRC staff (e.g., name, species, sex, breeding, place of birth, time of arrival to the zoo).
- Domain definition file (`domains_definitions.csv`): Definitions for cognitive and general domains used in the dataset.
- Experiment list (`experiments_table.csv`): Details all experiments included in the contributed studies. This file indicates which experiments have available data, participant drop-out information, group IDs, data collection dates, and the ages of participants at the time of testing.
- Frequency of participation by domain file (`frequency_participation_domain.csv`): Table showing the number of studies each participant has taken part in by domain, with the first study highlighted for each general domain.
- Group ID definitions (`group_id_table.csv`): Provides definitions for group IDs, including research institution locations and participant species.
- Participation by domain file (`participation_social_domain.csv` and `participation_physical_domain.csv`): Chronological lists of studies by cognitive, general domain and participant.
- Domain classification file (`study_domains_list.csv`): Lists the cognitive, general, and specific domains explored across all contributed studies.
- Contributed studies list (`study_table.csv`): A compiled list of all contributed studies, including full reference information and published abstracts.

In the `general_files/sqlite_dataset` folder:

- Database file created using SQLite¹⁹⁴ (`SQLite_database/EVApeCognition.db`): Facilitates searching through and navigation of the repository files.
- SQLite example file (`SQLite_database/sqlite_examples.ipynb`).
- Jupyter notebook with SQLite example queries which can be adapted by users.
- README file: Offers guidance on how to navigate and use the dataset, including file structure, content descriptions, and suggestions for citation.

In the `data_standardization_scripts` folder:

- Jupyter notebooks used to standardize the originally contributed data files (not included in the repository)¹⁹⁵.

These files ensure transparency, facilitate reproducibility, and allow users to effectively interpret and navigate the EVApeCognition Dataset.

Data Overview

The 150 published studies included in the EVApeCognition Dataset investigated several domains relevant to the study of great ape cognition (Fig. 3). See `general_domains_definitions.csv` in the repository for more details on these cognitive domains. A total of 81 individual apes participated in these studies between 2001 and 2019. Apes' participation rates per study varied, ranging from 1 to 122, with an average of almost 40 published studies per ape.

Technical Validation

Original data. Corresponding authors interested in contributing their data were provided access to an internal archive maintained by the WKPRC and the Department of Comparative Cultural Psychology at the MPI-EVA since 2008. These archives were created by the corresponding authors or other researchers participating in data collection, with the assistance of WKPRC staff. Original data were added to the relevant archive folder by the corresponding authors during their time at the WKPRC or shortly thereafter for visiting scholars. If their data initially had not been uploaded to the internal archive or a subsequently updated version of the data was available, corresponding authors could send us their datasets via email or upload the files to their archive folder.

Standardization. The standardization process was conducted by C.M. using Python (ver. 3.9.7; e.g., `csv`, `datetime`, `json`, `os`, `re`, `collections`, see¹⁹⁶). Additional Python packages used included `pandas`¹⁹⁷, `pyreadstat`¹⁹⁸, and `numpy`¹⁹⁹. To create the standardized data available in the dataset, various original data formats (e.g., `.numbers`, `.txt`, `.tsv`, `.xlsx`, `.sav`) were converted to `.csv` if necessary. The following specific variables from each dataset across selected publications were standardized and included in the following order: `study_id`, `experiment`, `experiment name`, `year/month/day of data collection`, `participant` (e.g., name of great ape), `age`, `sex`, `role`, `species`, `session`, `trial`, `species_subgroup`, and `drop_out`. If age was provided in a format other than years (e.g., days), an additional variable (i.e., `age_in_years`) was created to allow for comparison across studies while preserving the original values in case they were relevant to analyses. In the case of dyad and group studies (i.e., 2+ great ape participants), variables associated with the additional participant(s) were also standardized (e.g., `participant_2`, `age_in_years_2`, `sex_2`, `role_2`, `dyad`). See Table 1.

All participant information was standardized (e.g., spelling of participant name, sex, species) and relied on the data provided and maintained for accuracy by the staff at the WKPRC. Additional participant information, such as age at the time of participation, was included in individual data sets if provided by the corresponding authors in the dataset itself via subject lists provided in the publication, or if it was possible to calculate using the date of data collection and participant date of birth. If variables intended to be standardized were missing (e.g., day of data collection), this information was not included in the data set unless it was provided by the

column_name	Description
study_id	personal study ID composed by the first authors' first surname_year of publication_first title word
Experiment	number of experiment from publication
experiment_name	name of data subset – can include different experiments within data set/ different training conditions/ pre-test data/ etc
Year	year the data point was obtained
Month	month the data point was obtained
Day	day of the month the data point was obtained
Participant	name of the participant
age_original	age provided by author in data file
age_in_years	age presented in years – see metadata for source of age
Sex	sex of the participant
Role	role of the participant – focal_participant/partner/stooge/etc/
participant_2*	name of the participant
age_in_years_2*	age presented in years – see metadata for source of age
sex_2*	sex of the participant
role_2*	role of the participant – focal_participant/partner/stooge/etc/
Present	another individual present but not participating – can be an infant or in rare cases an adult
Species	species of individuals participating in the study -bonobo/chimpanzee/gorilla/orangutan
dyad*	name of the two participants that compose the dyad
Session	set of trials - mostly occurring on the same day - usually numerical
Trial	presentation of the experiment to the participants - usually numerical
species_subgroup	species subgroup at time of data collection – WKPRC chimpanzee group a or b/ etc
drop_out	participant drop out /not included in analyses

Table 1. Glossary template with definitions for all standardized variables. *This information is only present for dyadic studies.

corresponding author of the relevant publication or it was found through the review of the published manuscript. The rest of the raw data specific to each experiment within each publication are included in each data set after the standardized variables. Characters were replaced to conform to csv standards as needed. UTF-8 encoding was used for experimental data sets and their corresponding glossaries.

All human participants' data were removed before inclusion of ape data in the dataset. Data from great ape participants who were not currently living at the WKPRC, in addition to data from other species, were included or removed from standardized datasets at the discretion of the corresponding authors, and datasets with excluded participants were labeled accordingly in the metadata. Information regarding name, species, or age of non-WKPRC or non-great ape participants were not added or included in the standardized variables if they were not provided in the original data set or via publication subject lists. Contributed original data sets were organized and separated by experiment within each publication when possible. Data standardization scripts are provided in a subfolder within general_files.

Internal review. Internal reviews were conducted to compare the variables mentioned in the publication and those provided in the corresponding dataset(s), verify the standardization of the datasets, and identify any points of clarification needed. A.S. conducted the internal reviews with the assistance of S.M.L-P., S.EvW., C.M., L.M., and A.A.

Following the internal review, the corresponding authors were contacted to answer questions aimed at clarifying the data generated during the internal review process. Example questions could include clarifications about the meaning of specific columns, how to separate datasets by experiment, or the nature of certain variables.

If answers provided by corresponding authors required updates to the standardized data sets, this triggered an additional round of standardization and internal review. This process lasted until the corresponding authors provided approval of the standardized data sets from their publications.

Once the data were fully recovered, approved by the corresponding authors, and incorporated into the dataset, the corresponding authors were asked to fill out a survey to include their name and affiliation, making them co-authors in the dataset publication. Importantly, we allowed corresponding authors to circulate the survey with other co-authors from their contributed publications. The idea was to allow corresponding authors to recognize the collaborative work of their colleagues. Eventually, all corresponding authors and co-authors who completed the survey were included in this publication as co-authors.

Data recovery. We received data from 179 of 246 publications, from which we were able to fully standardize and internally review data for 150 (262 experimental datasets, 61% of published studies recovered) after resolving any questions with the corresponding authors by March 31, 2025. For the remaining 29 publications, we were not able to finalize the standardization process due to unresolved questions pending clarification. Figure 2 visualizes step-by-step the process of data recovery. Each publication was classified across a continuum from “total sample” to “final sample”. Publications categorized as “authors contacted” include all those for which we

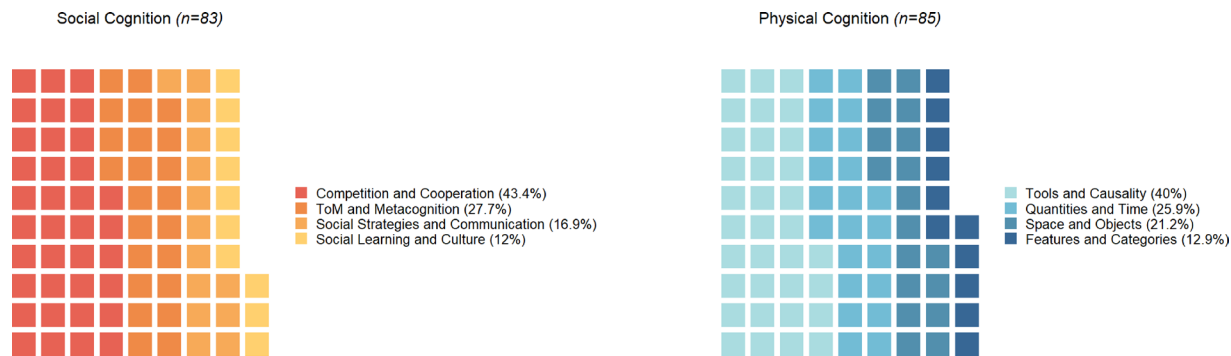


Fig. 3 Social and Physical Cognition domains present in the EVApeCognition Dataset. Each study is categorized by one to three pairs of general cognitive domains (hence $n = 168$, with three additional studies categorized separately and not represented in the plot). More information on cognitive domains is included in the metadata file for each study. See also `study_domains_list.csv` and `domains_definitions.csv` in <https://github.com/ccp-eva/EVApeCognition> for a detailed overview and definitions.

sought data, either via email or in person. “Reply Received” refers to publications for which the corresponding author acknowledged our request for data. “Material Received” includes publications for which the corresponding author provided materials relevant to the publication or directed us to its location, such as within the WKPRC archive or an online repository. Finally, “Dataset standardized” refers to datasets that were standardized after all questions were answered and that are now available in the repository. The repository is meant to continue growing in the future with the inclusion of relevant studies.

Data availability

The EVApeCognition Dataset is open-access (CC-BY 4.0) and can be accessed here: <https://doi.org/10.5281/zenodo.18846348>. Descriptive plots can be accessed here <https://osf.io/qm9hd>. The lead authors A.S, S.EvW, C.M, A.A, L.M, S.L-P, B.B, L.M, M.T, K.L, J.C and D.H do not take responsibility for the accuracy or completeness of the data provided by corresponding authors in the EVApeCognition Dataset. The corresponding authors of the publications are responsible for the accuracy and completeness of the contributed data from their publications as they accepted the final version for each dataset contained in the EVApeCognition Dataset by the time of publication.

Code availability

The dataset file created with SQLite Dataset can be accessed here: https://github.com/ccp-eva/EVApeCognition/tree/main/general_files/sqlite_dataset. Python custom code files used to standardize original datasets can be found here: https://github.com/ccp-eva/EVApeCognition/tree/main/data_standardization_scripts. We did not upload original data to the repository to avoid confusion with the standardized files.

Received: 13 November 2025; Accepted: 31 March 2026;

Published online: 09 April 2026

References

- Suntsova, M. V. & Buzdin, A. A. Differences between human and chimpanzee genomes and their implications in gene expression, protein functions and biochemical properties of the two species. *BMC Genomics* **21**, 535 (2020).
- Whiten, A. *et al.* Cultures in chimpanzees. *Nature* **399**, 682–685 (1999).
- Samuni, L. & Surbeck, M. Cooperation across social borders in bonobos. *Science* **382**, 805–809 (2023).
- Boesch, C. The Real Chimpanzee: Sex Strategies in the Forest. 214.
- Mitani, J. C. Cooperation and competition in chimpanzees: current understanding and future challenges. *Evolutionary Anthropology: Issues, News, and Reviews: Issues, News, and Reviews* **18**, 215–227 (2009).
- Tinbergen, N. On aims and methods of Ethology. *Zeitschrift für Tierpsychologie* **20**, 410–433 (1963).
- Tomasello, M. & Call, J. *Primate Cognition*. (Oxford University Press, 1997).
- Call, J. & Tomasello, M. Primate Cognition: Volume 1: Social Cognition. <https://academic.oup.com/book/58927> (2024).
- Tomasello, M. & Call, J. Thirty years of great ape gestures. *Anim Cogn* **22**, 461–469 (2019).
- Duguid, S. & Melis, A. P. How animals collaborate: Underlying proximate mechanisms. *Wiley Interdisciplinary Reviews: Cognitive Science* e1529–e1529 (2020).
- Krupenye, C. & Call, J. The theory of mind in animals: Current and future directions. *Wiley Interdisciplinary Reviews: Cognitive Science* **e1503**, 1–25 (2019).
- Watzek, J., Smith, M. F. & Brosnan, S. F. Comparative Economics: Using Experimental Economic Paradigms to Understand Primate Social Decision-Making. in 129–141 (Springer, 2018).
- Whiten, A. The burgeoning reach of animal culture. *Science* **372**, eabe6514 (2021).
- Beran, M. J. *et al.* Go when you know: Chimpanzees’ confidence movements reflect their responses in a computerized memory task. *Cognition* **142**, 236–246 (2015).
- Call, J. Do apes know that they could be wrong? *Anim Cogn* **13**, 689–700 (2010).
- Amici, F., Visalberghi, E. & Call, J. Lack of prosociality in great apes, capuchin monkeys and spider monkeys: convergent evidence from two different food distribution tasks. *Proc. R. Soc. B.* **281**, 20141699 (2014).
- Völter, C. J. & Call, J. Causal and inferential reasoning in animals. <https://psycnet.apa.org/record/2017-00567-029> (2017).

18. Cantwell, A., Buckholtz, J. W., Atencia, R. & Rosati, A. G. The origins of cognitive flexibility in chimpanzees. *Developmental Science* **25**, e13266 (2022).
19. Völter, C. J. *et al.* The structure of executive functions in preschool children and chimpanzees. *Sci Rep* **12**, 6456 (2022).
20. Herrmann, E., Call, J., Hernandez-Lloreda, M. V., Hare, B. & Tomasello, M. Humans Have Evolved Specialized Skills of Social Cognition: The Cultural Intelligence Hypothesis. *Science* **317**, 1360–1366 (2007).
21. Tomasello, M., Melis, A. P., Tennie, C., Wyman, E. & Herrmann, E. Two Key Steps in the Evolution of Human Cooperation: The Interdependence Hypothesis. *Current Anthropology* **53**, 673–692 (2012).
22. Hare, B., Wobber, V. & Wrangham, R. The self-domestication hypothesis: evolution of bonobo psychology is due to selection against aggression. *Animal Behaviour* **83**, 573–585 (2012).
23. Heyes, C. New thinking: the evolution of human cognition. *Phil. Trans. R. Soc. B* **367**, 2091–2096 (2012).
24. Henrich, J. *The Secret of Our Success: How Culture Is Driving Human Evolution, Domesticating Our Species, and Making Us Smarter*. (Princeton University Press, 2015).
25. van Schaik, C. P. & Burkart, J. M. Social learning and evolution: the cultural intelligence hypothesis. *Philosophical Transactions of the Royal Society B: Biological Sciences* <https://doi.org/10.1098/rstb.2010.0304> (2011).
26. Penn, D. C., Holyoak, K. J. & Povinelli, D. J. Darwin's mistake: Explaining the discontinuity between human and nonhuman minds. *Behavioral and brain sciences* **31**, 109–130 (2008).
27. Goddu, M. K. & Gopnik, A. The development of human causal learning and reasoning. *Nat Rev Psychol* **3**, 319–339 (2024).
28. Bohn, M. *et al.* Great ape cognition is structured by stable cognitive abilities and predicted by developmental conditions. *Nature Ecology & Evolution* **7**, 927–938 (2023).
29. Stevens, J. R. Replicability and reproducibility in comparative psychology. *Frontiers in psychology* **8**, 862 (2017).
30. Tecwyn, E. C. Doing reliable research in comparative psychology: Challenges and proposals for improvement. *Journal of comparative psychology* **135**, 291 (2021).
31. Coles, N. A., Hamlin, J. K., Sullivan, L. L., Parker, T. H. & Altschul, D. Build up big-team science. *Nature* **601**, 505–507 (2022).
32. Primates, M. *et al.* Establishing an infrastructure for collaboration in primate cognition research. *PLoS ONE* **14**, e0223675 (2019).
33. Agounoun, G. *et al.* The evolution of primate short-term memory. *Animal Behavior and Cognition* **9**, 428–516 (2022).
34. Lambert, M., Farrar, B., Garcia-Pelegrin, E., Reber, S. & Miller, R. ManyBirds: A multi-site collaborative Open Science approach to avian cognition and behavior research. https://aru.figshare.com/articles/journal_contribution/ManyBirds_A_multi-site_collaborative_Open_Science_approach_to_avian_cognition_and_behavior_research/23781585 (2022).
35. Alberghina, D. *et al.* ManyDogs Project: a big team science approach to investigating canine behavior and cognition. <https://digitalcommons.unl.edu/cbbbpapers/99/> (2023).
36. Albiach-Serrano, A., Call, J. & Barth, J. Great apes track hidden objects after changes in the objects' position and in subject's orientation. *Am. J. Primatol.* n/a–n/a <https://doi.org/10.1002/ajp.20790> (2010).
37. Albiach-Serrano, A., Bugnyar, T. & Call, J. Apes (Gorilla gorilla, Pan paniscus, P. troglodytes, Pongo abelii) versus corvids (Corvus corax, C. corone) in a support task: The effect of pattern and functionality. *Journal of Comparative Psychology* **126**, 355–367 (2012).
38. Albiach-Serrano, A. & Call, J. A reversed-reward contingency task reveals causal knowledge in chimpanzees (Pan troglodytes). *Anim Cogn* **17**, 1167–1176 (2014).
39. Albiach-Serrano, A., Sebastián-Enesco, C., Seed, A., Colmenares, F. & Call, J. Comparing humans and nonhuman great apes in the broken cloth problem: Is their knowledge causal or perceptual? *Journal of Experimental Child Psychology* **139**, 174–189 (2015).
40. Allritz, M., Tennie, C. & Call, J. Food washing and placer mining in captive great apes. *Primates* **54**, 361–370 (2013).
41. Allritz, M., McEwen, E. S. & Call, J. Chimpanzees (Pan troglodytes) show subtle signs of uncertainty when choices are more difficult. *Cognition* **214**, 104766 (2021).
42. Amici, F., Aureli, F. & Call, J. Fission-fusion dynamics, behavioral flexibility, and inhibitory control in primates. *Current Biology* **18**, 1415–1419 (2008).
43. Amici, F., Aureli, F. & Call, J. Monkeys and apes: are their cognitive skills really so different? *American journal of physical anthropology* **143**, 188–97 (2010).
44. Amici, F., Call, J. & Aureli, F. Aversion to violation of expectations of food distribution: the role of social tolerance and relative dominance in seven primate species. *Behav* **149**, 345–368 (2012).
45. Amici, F., Barney, B., Johnson, V. E., Call, J. & Aureli, F. A Modular Mind? A Test Using Individual Data from Seven Primate Species. *PLoS ONE* **7**, e51918 (2012).
46. Amici, F. *et al.* Calculated reciprocity? A comparative test with six primate species. *Primates* **55**, 447–457 (2014).
47. Amici, F., Aureli, F. & Call, J. Response facilitation in the four great apes: is there a role for empathy? *Primates* **55**, 113–118 (2014).
48. Amici, F., Call, J., Watzek, J., Brosnan, S. & Aureli, F. Social inhibition and behavioural flexibility when the context changes: a comparison across six primate species. *Sci Rep* **8**, 3067 (2018).
49. Bandini, E., Grossmann, J., Funk, M., Albiach-Serrano, A. & Tennie, C. Naïve orangutans (*Pongo abelii* and *Pongo pygmaeus*) individually acquire nut-cracking using hammer tools. *American J Primatol* **83**, e23304 (2021).
50. Barth, J. & Call, J. Tracking the displacement of objects: A series of tasks with great apes (Pan troglodytes, Pan paniscus, Gorilla gorilla, and Pongo pygmaeus) and young children (Homo sapiens). *Journal of Experimental Psychology: Animal Behavior Processes* **32**, 239–252 (2006).
51. Bohn, M., Call, J. & Tomasello, M. Communication about absent entities in great apes and human infants. *Cognition* **145**, 63–72 (2015).
52. Bohn, M., Call, J. & Tomasello, M. Comprehension of iconic gestures by chimpanzees and human children. *Journal of Experimental Child Psychology* **142**, 1–17 (2016).
53. Bohn, M., Call, J. & Tomasello, M. The role of past interactions in great apes' communication about absent entities. *Journal of Comparative Psychology* **130**, 351–357 (2016).
54. Bohn, M., Allritz, M., Call, J. & Völter, C. J. Information seeking about tool properties in great apes. *Sci Rep* **7**, 10923 (2017).
55. Bohn, M., Call, J. & Tomasello, M. Natural reference: A phylo- and ontogenetic perspective on the comprehension of iconic gestures and vocalizations. *Dev Sci* **22**, (2019).
56. Bohn, M., Kordt, C., Braun, M., Call, J. & Tomasello, M. Learning Novel Skills From Iconic Gestures: A Developmental and Evolutionary Perspective. *Psychol Sci* **31**, 873–880 (2020).
57. Bourjade, M., Call, J., Pelé, M., Maumy, M. & Dufour, V. Bonobos and orangutans, but not chimpanzees, flexibly plan for the future in a token-exchange task. *Anim Cogn* **17**, 1329–1340 (2014).
58. Bräuer, J., Call, J. & Tomasello, M. Are apes really inequity averse? *Proceedings of the Royal Society B: Biological Sciences* **273**, 3123–3128 (2006).
59. Bräuer, J., Call, J. & Tomasello, M. All Great Ape Species Follow Gaze to Distant Locations and Around Barriers. *Journal of Comparative Psychology* **119**, 145–154 (2005).
60. Bräuer, J., Kaminski, J., Riedel, J., Call, J. & Tomasello, M. Making inferences about the location of hidden food: Social dog, causal ape. *Journal of Comparative Psychology* **120**, 38–47 (2006).
61. Bräuer, J., Call, J. & Tomasello, M. Chimpanzees really know what others can see in a competitive situation. *Anim Cogn* **10**, 439–448 (2007).
62. Bräuer, J., Call, J. & Tomasello, M. Chimpanzees do not take into account what others can hear in a competitive situation. *Anim Cogn* **11**, 175–178 (2008).

63. Bräuer, J., Call, J. & Tomasello, M. Are apes inequity averse? New data on the token-exchange paradigm. *Am. J. Primatol.* **71**, 175–181 (2009).
64. Bräuer, J. & Call, J. Apes produce tools for future use: Tool Production. *Am. J. Primatol.* **77**, 254–263 (2015).
65. Broiianne, M.-H. *et al.* Monkeys (*Sapajus apella* and *Macaca tonkeana*) and great apes (*Gorilla gorilla*, *Pongo abelii*, *Pan paniscus*, and *Pan troglodytes*) play for the highest bid. *Journal of Comparative Psychology*, (2018).
66. Bueno-Guerra, N., Völter, C. J., de las Heras, Á., Colell, M. & Call, J. Bargaining in chimpanzees (*Pan troglodytes*): The effect of cost, amount of gift, reciprocity, and communication. *Journal of Comparative Psychology* **133**, 542–550 (2019).
67. Bueno-Guerra, N., Colell, M. & Call, J. Effects of indirect reputation and type of rearing on food choices in chimpanzees (*Pan troglodytes*). *Behav Ecol Sociobiol* **74**, 79 (2020).
68. Buttelmann, D., Call, J. & Tomasello, M. Behavioral cues that great apes use to forage for hidden food. *Anim Cogn* **11**, 117–128 (2007).
69. Buttelmann, D., Buttelmann, F., Carpenter, M., Call, J. & Tomasello, M. Great apes distinguish true from false beliefs in an interactive helping task. *PLoS ONE* **12**, e0173793 (2017).
70. Cacchione, T., Call, J. & Zingg, R. Gravity and solidity in four great ape species (*Gorilla gorilla*, *Pongo pygmaeus*, *Pan troglodytes*, *Pan paniscus*): Vertical and horizontal variations of the table task. *Journal of Comparative Psychology* **123**, 168–180 (2009).
71. Cacchione, T., Hrubesch, C. & Call, J. Apes' Tracking of Objects and Collections. *Swiss Journal of Psychology* **73**, 47–52 (2014).
72. Call, J. Inferences About the Location of Food in the Great Apes (*Pan paniscus*, *Pan troglodytes*, *Gorilla gorilla*, and *Pongo pygmaeus*). *Journal of Comparative Psychology* **118**, 232–241 (2004).
73. Dufour, V., Pelé, M., Neumann, M., Thierry, B. & Call, J. Calculated reciprocity after all: computation behind token transfers in orang-utans. *Biol. Lett.* **5**, 172–175 (2009).
74. Duguid, S., Wyman, E., Bullinger, A. F., Herfurth-Majstorovic, K. & Tomasello, M. Coordination strategies of chimpanzees and human children in a Stag Hunt game. *Proc. R. Soc. B.* **281**, 20141973 (2014).
75. Duguid, S., Wyman, E., Grueneisen, S. & Tomasello, M. The strategies used by chimpanzees (*Pan troglodytes*) and children (*Homo sapiens*) to solve a simple coordination problem. *Journal of Comparative Psychology* **134**, 401–411 (2020).
76. Ebel, S. J., Schmelz, M., Herrmann, E. & Call, J. Innovative problem solving in great apes: the role of visual feedback in the floating peanut task. *Anim Cogn* **22**, 791–805 (2019).
77. Ebel, S. J., Kopp, K. S. & Liebal, K. Object preferences in captive Sumatran orang-utans (*Pongo abelii*). *Behavioural Processes* **170**, 103993 (2020).
78. Ebel, S. J., Völter, C. J. & Call, J. Prior experience mediates the usage of food items as tools in great apes (*Pan paniscus*, *Pan troglodytes*, *Gorilla gorilla*, and *Pongo abelii*). *Journal of Comparative Psychology* **135**, 64–73 (2021).
79. Eckert, J., Rakoczy, H. & Call, J. Are great apes able to reason from multi-item samples to populations of food items? *Am J Primatol* **79**, e22693 (2017).
80. Engelmänn, J. M., Herrmann, E. & Tomasello, M. Five-Year Olds, but Not Chimpanzees, Attempt to Manage Their Reputations. *PLoS ONE* **7**, e48433 (2012).
81. Engelmänn, J. M., Clift, J. B., Herrmann, E. & Tomasello, M. Social disappointment explains chimpanzees' behaviour in the inequity aversion task. *Proc. R. Soc. B.* **284**, 20171502 (2017).
82. Forss, S. I. F., Willems, E., Call, J. & Van Schaik, C. P. Cognitive differences between orang-utan species: a test of the cultural intelligence hypothesis. *Sci Rep* **6**, 30516 (2016).
83. Greenberg, J. R., Hamann, K., Warneken, F. & Tomasello, M. Chimpanzee helping in collaborative and noncollaborative contexts. *Animal Behaviour* **80**, 873–880 (2010).
84. Grueneisen, S., Duguid, S., Saur, H. & Tomasello, M. Children, chimpanzees, and bonobos adjust the visibility of their actions for cooperators and competitors. *Sci Rep* **7**, 8504 (2017).
85. Halina, M., Liebal, K. & Tomasello, M. The goal of ape pointing. *PLoS ONE* **13**, e0195182 (2018).
86. Hanus, D., Mendes, N., Tennie, C. & Call, J. Comparing the Performances of Apes (*Gorilla gorilla*, *Pan troglodytes*, *Pongo pygmaeus*) and Human Children (*Homo sapiens*) in the Floating Peanut Task. *PLoS ONE* **6**, e19555 (2011).
87. Hanus, D. & Call, J. Chimpanzee problem-solving: contrasting the use of causal and arbitrary cues. *Anim Cogn* **14**, 871–878 (2011).
88. Haun, D. B. M., Call, J., Janzen, G. & Levinson, S. C. Evolutionary Psychology of Spatial Representations in the Hominidae. *Current Biology* **16**, 1736–1740 (2006).
89. Haun, D. B. M. & Call, J. Great apes' capacities to recognize relational similarity. *Cognition* **110**, 147–159 (2009).
90. Haun, D. B. M., Nawroth, C. & Call, J. Great Apes' Risk-Taking Strategies in a Decision Making Task. *PLoS ONE* **6**, e28801 (2011).
91. Heilbronner, S. R., Rosati, A. G., Stevens, J. R., Hare, B. & Hauser, M. D. A fruit in the hand or two in the bush? Divergent risk preferences in chimpanzees and bonobos. *Biol. Lett.* **4**, 246–249 (2008).
92. Hepach, R., Benziad, L. & Tomasello, M. Chimpanzees help others with what they want; children help them with what they need. *Dev Sci* **23**, (2020).
93. Hepach, R. *et al.* Chimpanzees' (*Pan troglodytes*) internal arousal remains elevated if they cannot themselves help a conspecific. *Journal of Comparative Psychology* **135**, 196–207 (2021).
94. Herrmann, E. & Tomasello, M. Apes' and children's understanding of cooperative and competitive motives in a communicative situation. *Developmental Sci* **9**, 518–529 (2006).
95. Herrmann, E., Haux, L. M., Zeidler, H. & Engelmänn, J. M. Human children but not chimpanzees make irrational decisions driven by social comparison. *Proc. R. Soc. B.* **286**, 20182228 (2019).
96. Hribar, A. & Call, J. Great apes use landmark cues over spatial relations to find hidden food. *Anim Cogn* **14**, 623–635 (2011).
97. Kanngiesser, P. & Call, J. Bonobos, chimpanzees, gorillas, and orang utans use feature and spatial cues in two spatial memory tasks. *Anim Cogn* **13**, 419–430 (2010).
98. Kanngiesser, P., Santos, L. R., Hood, B. M. & Call, J. The limits of endowment effects in great apes (*Pan paniscus*, *Pan troglodytes*, *Gorilla gorilla*, *Pongo pygmaeus*). *Journal of Comparative Psychology* **125**, 436–445 (2011).
99. Kanngiesser, P., Rossano, F., Frickel, R., Tomm, A. & Tomasello, M. Children, but not great apes, respect ownership. *Dev Sci* **23**, (2020).
100. Kano, F., Hirata, S., Call, J. & Tomonaga, M. The visual strategy specific to humans among hominids: A study using the gap–overlap paradigm. *Vision Research* **51**, 2348–2355 (2011).
101. Kano, F., Call, J. & Tomonaga, M. Face and eye scanning in gorillas (*Gorilla gorilla*), orangutans (*Pongo abelii*), and humans (*Homo sapiens*): Unique eye-viewing patterns in humans among hominids. *Journal of Comparative Psychology* **126**, 388–398 (2012).
102. Kano, F. & Call, J. Cross-species variation in gaze following and conspecific preference among great apes, human infants and adults. *Animal Behaviour* **91**, 137–150 (2014).
103. Kano, F. & Call, J. Great Apes Generate Goal-Based Action Predictions: An Eye-Tracking Study. *Psychol Sci* **25**, 1691–1698 (2014).
104. Kano, F., Hirata, S. & Call, J. Social Attention in the Two Species of Pan: Bonobos Make More Eye Contact than Chimpanzees. *PLoS ONE* **10**, e0129684 (2015).
105. Kano, F., Hirata, S., Deschner, T., Behringer, V. & Call, J. Nasal temperature drop in response to a playback of conspecific fights in chimpanzees: A thermo-imaging study. *Physiology & Behavior* **155**, 83–94 (2016).
106. Kano, F. *et al.* Human ostensive signals do not enhance gaze following in chimpanzees, but do enhance object-oriented attention. *Anim Cogn* **21**, 715–728 (2018).

107. Kano, F., Shepherd, S. V., Hirata, S. & Call, J. Primate social attention: Species differences and effects of individual experience in humans, great apes, and macaques. *PLoS ONE* **13**, e0193283 (2018).
108. Kano, F., Krupenye, C., Hirata, S., Tomonaga, M. & Call, J. Great apes use self-experience to anticipate an agent's action in a false-belief test. *Proc Natl Acad Sci USA* **116**, 20904–20909 (2019).
109. Karg, K., Schmelz, M., Call, J. & Tomasello, M. Differing views: Can chimpanzees do Level 2 perspective-taking? *Anim Cogn* **19**, 555–564 (2016).
110. Kirchhofer, K. C., Zimmermann, F., Kaminski, J. & Tomasello, M. Dogs (*Canis familiaris*), but Not Chimpanzees (*Pan troglodytes*), Understand Imperative Pointing. *PLoS ONE* **7**, e30913 (2012).
111. Knofo, H., Engelmann, J., Tomasello, M. & Herrmann, E. Chimpanzees monopolize and children take turns in a limited resource problem. *Sci Rep* **9**, 7597 (2019).
112. Kopp, K. S., Ebel, S. J., Wittig, R. M., Haun, D. B. M. & Crockford, C. Small Mirrors Do the Trick: A Simple, but Effective Method to Study Mirror Self-Recognition in Chimpanzees. *AB&C* **8**, 391–404 (2021).
113. Krupenye, C., Kano, F., Hirata, S., Call, J. & Tomasello, M. Great apes anticipate that other individuals will act according to false beliefs. *Science* **354**, 110–114 (2016).
114. Krupenye, C., Kano, F., Hirata, S., Call, J. & Tomasello, M. A test of the submentalizing hypothesis: Apes' performance in a false belief task inanimate control. *Communicative & Integrative Biology* **10**, e1343771 (2017).
115. Laumer, I. B., Call, J., Bugnyar, T. & Auersperg, A. M. I. Spontaneous innovation of hook-bending and unbending in orangutans (*Pongo abelii*). *Sci Rep* **8**, 16518 (2018).
116. Laumer, I. B., Auersperg, A. M. I., Bugnyar, T. & Call, J. Orangutans (*Pongo abelii*) make flexible decisions relative to reward quality and tool functionality in a multi-dimensional tool-use task. *PLoS ONE* **14**, e0211031 (2019).
117. Van Leeuwen, E. J. C., Cronin, K. A., Schütte, S., Call, J. & Haun, D. B. M. Chimpanzees (*Pan troglodytes*) Flexibly Adjust Their Behaviour in Order to Maximize Payoffs, Not to Conform to Majorities. *PLoS ONE* **8**, e80945 (2013).
118. van Leeuwen, E. J. C., Call, J. & Haun, D. B. M. Human children rely more on social information than chimpanzees do. *Biol. Lett.* **10**, 20140487 (2014).
119. van Leeuwen, E. J. C. & Call, J. Conservatism and “copy-if-better” in chimpanzees (*Pan troglodytes*). *Anim Cogn* **20**, 575–579 (2017).
120. Lewis, A., Call, J. & Berntsen, D. Non-goal-directed recall of specific events in apes after long delays. *Proc. R. Soc. B.* **284**, 20170518 (2017).
121. Liebal, K., Vaish, A., Haun, D. & Tomasello, M. Does Sympathy Motivate Prosocial Behaviour in Great Apes? *PLoS ONE* **9**, e84299 (2014).
122. Liebal, K. & Rossano, F. The give and take of food sharing in Sumatran orang-utans, *Pongo abelii*, and chimpanzees, *Pan troglodytes*. *Animal Behaviour* **133**, 91–100 (2017).
123. Liszkowski, U., Schäfer, M., Carpenter, M. & Tomasello, M. Prelinguistic Infants, but Not Chimpanzees, Communicate About Absent Entities. *Psychol Sci* **20**, 654–660 (2009).
124. Manrique, H. M., Gross, A. N.-M. & Call, J. Great apes select tools on the basis of their rigidity. *Journal of Experimental Psychology: Animal Behavior Processes* **36**, 409–422 (2010).
125. Manrique, H. M. & Call, J. Spontaneous use of tools as straws in great apes. *Anim Cogn* **14**, 213–226 (2011).
126. Manrique, H. M., Völter, C. J. & Call, J. Repeated innovation in great apes. *Animal Behaviour* **85**, 195–202 (2013).
127. Manrique, H. M. & Call, J. Age-dependent cognitive inflexibility in great apes. *Animal Behaviour* **102**, 1–6 (2015).
128. Martin-Ordas, G., Call, J. & Colmenares, F. Tubes, tables and traps: great apes solve two functionally equivalent trap tasks but show no evidence of transfer across tasks. *Anim Cogn* **11**, 423–430 (2008).
129. Martin-Ordas, G. & Call, J. Assessing Generalization Within and Between Trap Tasks in the Great Apes. *International Journal of Comparative Psychology* **22**, (2009).
130. Martin-Ordas, G., Haun, D., Colmenares, F. & Call, J. Keeping track of time: evidence for episodic-like memory in great apes. *Anim Cogn* **13**, 331–340 (2010).
131. Martin-Ordas, G., Berntsen, D. & Call, J. Memory for Distant Past Events in Chimpanzees and Orangutans. *Current Biology* **23**, 1438–1441 (2013).
132. Martin-Ordas, G. & Call, J. Memory processing in great apes: the effect of time and sleep. *Biol. Lett.* **7**, 829–832 (2011).
133. Moore, R., Call, J. & Tomasello, M. Production and Comprehension of Gestures between Orang-Utans (*Pongo pygmaeus*) in a Referential Communication Game. *PLoS ONE* **10**, e0129726 (2015).
134. Mühlhennbeck, C., Jacobsen, T., Pritsch, C. & Liebal, K. Cultural and Species Differences in Gazing Patterns for Marked and Decorated Objects: A Comparative Eye-Tracking Study. *Frontiers in Psychology* **08**, (2017).
135. Mühlhennbeck, C., Liebal, K., Pritsch, C. & Jacobsen, T. Gaze Duration Biases for Colours in Combination with Dissonant and Consonant Sounds: A Comparative Eye-Tracking Study with Orangutans. *PLoS ONE* **10**, e0139894 (2015).
136. Mühlhennbeck, C., Liebal, K., Pritsch, C. & Jacobsen, T. Differences in the Visual Perception of Symmetric Patterns in Orangutans (*Pongo pygmaeus abelii*) and Two Human Cultural Groups: A Comparative Eye-Tracking Study. *Front. Psychol.* **7**, (2016).
137. Munar, E., Gómez-Puerto, G., Call, J. & Nadal, M. Common Visual Preference for Curved Contours in Humans and Great Apes. *PLoS ONE* **10**, e0141106 (2015).
138. Nolte, S. & Call, J. Targeted helping and cooperation in zoo-living chimpanzees and bonobos. *R. Soc. open sci.* **8**, 201688 (2021).
139. Parron, C., Call, J. & Fagot, J. Behavioural responses to photographs by pictorially naïve baboons (*Papio anubis*), gorillas (*Gorilla gorilla*) and chimpanzees (*Pan troglodytes*). *Behavioural Processes* **78**, 351–357 (2008).
140. Poti, P. *et al.* Searching in the middle—Capuchins' (*Cebus apella*) and bonobos' (*Pan paniscus*) behavior during a spatial search task. *Journal of Experimental Psychology: Animal Behavior Processes* **36**, 92–109 (2010).
141. Rakoczy, H. *et al.* Apes are intuitive statisticians. *Cognition* **131**, 60–68 (2014).
142. Romain, A. *et al.* Non-human primates use combined rules when deciding under ambiguity. *Phil. Trans. R. Soc. B* **376**, 20190672 (2021).
143. Russell, Y. I., Call, J. & Dunbar, R. I. M. Image scoring in great apes. *Behavioural Processes* **78**, 108–111 (2008).
144. Sabbatini, G. *et al.* Understanding the functional properties of tools: chimpanzees (*Pan troglodytes*) and capuchin monkeys (*Cebus apella*) attend to tool features differently. *Anim Cogn* **15**, 577–590 (2012).
145. Sánchez-Amaro, A., Duguid, S., Call, J. & Tomasello, M. Chimpanzees coordinate in a snowdrift game. *Animal Behaviour* **116**, 61–74 (2016).
146. Sánchez-Amaro, A., Peretó, M. & Call, J. Differences in between-reinforcer value modulate the selective-value effect in great apes (*Pan troglodytes*, *Pan paniscus*, *Gorilla gorilla*, *Pongo abelii*). *Journal of Comparative Psychology* **130**, 1–12 (2016).
147. Sánchez-Amaro, A., Duguid, S., Call, J. & Tomasello, M. Chimpanzees, bonobos and children successfully coordinate in conflict situations. *Proc. R. Soc. B.* **284**, 20170259 (2017).
148. Sánchez-Amaro, A., Duguid, S., Call, J. & Tomasello, M. Chimpanzees' understanding of social leverage. *PLoS one* **13**, e0207868–e0207868 (2018).
149. Sánchez-Amaro, A., Duguid, S., Call, J. & Tomasello, M. Chimpanzees and children avoid mutual defection in a social dilemma. *Evolution and Human Behavior* **40**, 46–54 (2019).
150. Sánchez-Amaro, A., Altinok, N., Heintz, C. & Call, J. Disentangling great apes' decoy-effect bias in a food choice task. *Animal Behavior and Cognition* (2019).
151. Sánchez-Amaro, A. & Rossano, F. Chimpanzees and bonobos use social leverage in an ultimatum game. *Proceedings of the Royal Society B* **288**, 20211937 (2021).

152. Scheumann, M. & Call, J. Sumatran Orangutans and a Yellow-Cheeked Crested Gibbon Know What Is Where. *Int J Primatol* **27**, 575–602 (2006).
153. Schmelz, M., Call, J. & Tomasello, M. Chimpanzees know that others make inferences. *Proceedings of the National Academy of Sciences* **108**, 3077–3079 (2011).
154. Schmelz, M., Call, J. & Tomasello, M. Chimpanzees predict that a competitor's preference will match their own. *Biol. Lett.* **9**, 20120829 (2013).
155. Schmelz, M., Grueneisen, S., Kabalak, A., Jost, J. & Tomasello, M. Chimpanzees return favors at a personal cost. *Proceedings of the National Academy of Sciences* **114**, 7462–7467 (2017).
156. Schmelz, M., Grueneisen, S. & Tomasello, M. The psychological mechanisms underlying reciprocal prosociality in chimpanzees (Pan troglodytes). *Journal of Comparative Psychology* **134**, 149–157 (2020).
157. Schmid, B., Karg, K., Perner, J. & Tomasello, M. Great apes are sensitive to prior reliability of an informant in a gaze following task. *PLoS ONE* **12**, e0187451 (2017).
158. Schmitt, V., Kröger, I., Zinner, D., Call, J. & Fischer, J. Monkeys perform as well as apes and humans in a size discrimination task. *Anim Cogn* **16**, 829–838 (2013).
159. Seed, A., Seddon, E., Greene, B. & Call, J. Chimpanzee 'folk physics': bringing failures into focus. *Phil. Trans. R. Soc. B* **367**, 2743–2752 (2012).
160. Suda, C. & Call, J. Piagetian Liquid Conservation in the Great Apes (Pan paniscus, Pan troglodytes, and Pongo pygmaeus). *Journal of Comparative Psychology* **118**, 265–279 (2004).
161. Suda, C. & Call, J. What does an intermediate success rate mean? An analysis of a Piagetian liquid conservation task in the great apes. *Cognition* **99**, 53–71 (2006).
162. Suda, C. & Call, J. Piagetian conservation of discrete quantities in bonobos (Pan paniscus), chimpanzees (Pan troglodytes), and orangutans (Pongo pygmaeus). *Anim Cogn* **8**, 220–235 (2005).
163. Tauzin, T., Bohn, M., Gergely, G. & Call, J. Context-sensitive adjustment of pointing in great apes. *Sci Rep* **10**, 1048 (2020).
164. Tempelmann, S., Kaminski, J. & Liebal, K. When apes point the finger: Three great ape species fail to use a conspecific's imperative pointing gesture. *IS* **14**, 7–23 (2013).
165. Tennie, C., Call, J. & Tomasello, M. Push or Pull: Imitation vs. Emulation in Great Apes and Human Children. *Ethology* **112**, 1159–1169 (2006).
166. Tennie, C., Call, J. & Tomasello, M. Ratcheting up the Ratchet: On the Evolution of Cumulative Culture. *Philosophical Transactions: Biological Sciences* **364**, 2405–2415 (2009).
167. Tennie, C., Call, J. & Tomasello, M. Evidence for Emulation in Chimpanzees in Social Settings Using the Floating Peanut Task. *PLoS ONE* **5**, e10544 (2010).
168. Tennie, C., Greve, K., Gretscher, H. & Call, J. Two-year-old children copy more reliably and more often than nonhuman great apes in multiple observational learning tasks. *Primates* **51**, 337–351 (2010).
169. Tennie, C. *et al.* Chimpanzees use observed temporal directionality to learn novel causal relations. *Primates* **60**, 517–524 (2019).
170. Uher, J., Asendorpf, J. B. & Call, J. Personality in the behaviour of great apes: temporal stability, cross-situational consistency and coherence in response. *Animal Behaviour* **75**, 99–112 (2008).
171. Uher, J. & Call, J. How the great apes (Pan troglodytes, Pongo pygmaeus, Pan paniscus, Gorilla gorilla) perform on the reversed reward contingency task II: Transfer to new quantities, long-term retention, and the impact of quantity ratios. *Journal of Comparative Psychology* **122**, 204–212 (2008).
172. Uher, J. & Asendorpf, J. B. Personality assessment in the Great Apes: Comparing ecologically valid behavior measures, behavior ratings, and adjective ratings. *Journal of Research in Personality* **42**, 821–838 (2008).
173. Vlamings, P. H. J. M., Uher, J. & Call, J. How the great apes (Pan troglodytes, Pongo pygmaeus, Pan paniscus, and Gorilla gorilla) perform on the reversed contingency task: The effects of food quantity and food visibility. *Journal of Experimental Psychology: Animal Behavior Processes* **32**, 60–60 (2006).
174. Völter, C. J. & Call, J. Problem solving in great apes (Pan paniscus, Pan troglodytes, Gorilla gorilla, and Pongo abelii): the effect of visual feedback. *Anim Cogn* **15**, 923–936 (2012).
175. Völter, C. J. & Call, J. Younger apes and human children plan their moves in a maze task. *Cognition* **130**, 186–203 (2014).
176. Völter, C. J. & Call, J. The cognitive underpinnings of flexible tool use in great apes. *Journal of Experimental Psychology: Animal Learning and Cognition* **40**, 287–302 (2014).
177. Völter, C. J. & Call, J. Great apes (Pan paniscus, Pan troglodytes, Gorilla gorilla, Pongo abelii) follow visual trails to locate hidden food. *Journal of Comparative Psychology* **128**, 199–208 (2014).
178. Völter, C. J., Rossano, F. & Call, J. From exploitation to cooperation: social tool use in orang-utan mother-offspring dyads. *Animal Behaviour* **100**, 126–134 (2015).
179. Völter, C. J., Sentís, I. & Call, J. Great apes and children infer causal relations from patterns of variation and covariation. *Cognition* **155**, 30–43 (2016).
180. Völter, C. J. & Call, J. Intuitive optics: what great apes infer from mirrors and shadows. *Anim Cogn* **21**, 493–512 (2018).
181. Völter, C. J., Mundry, R., Call, J. & Seed, A. M. Chimpanzees flexibly update working memory contents and show susceptibility to distraction in the self-ordered search task. *Proc. R. Soc. B* **286**, 20190715 (2019).
182. Wolf, W. & Tomasello, M. Visually attending to a video together facilitates great ape social closeness. *Proc. R. Soc. B* **286**, 20190488 (2019).
183. Wolf, W. & Tomasello, M. Human children, but not great apes, become socially closer by sharing an experience in common ground. *Journal of Experimental Child Psychology* **199**, 104930 (2020).
184. Bandini, E. *et al.* The Biases in Captive Chimpanzee Cognitive Research: First Insights From the Ape Research Index (ARI) Database. *Ethology* **131**, 133–141 (2025).
185. McEwen, E. S. *et al.* Primate cognition in zoos: Reviewing the impact of zoo-based research over 15 years. *American J Primatol* **84**, e23369 (2022).
186. Wilkinson, M. D. *et al.* The FAIR Guiding Principles for scientific data management and stewardship. *Scientific data* **3**, 1–9 (2016).
187. Bründl, A. C. *et al.* Systematic mapping of developmental milestones in wild chimpanzees. *Dev. Sci.* **24** (2021).
188. Völter, C. J., Tinklenberg, B., Call, J. & Seed, A. M. Comparative psychometrics: establishing what differs is central to understanding what evolves. *Philosophical Transactions of the Royal Society B: Biological Sciences* **373**, 20170283 (2018).
189. Bohn, M. *et al.* Individual differences in great ape cognition across time and domains: stability, structure, and predictability. https://osf.io/qmrt5_v1/ (2025).
190. Bohn, M., Liebal, K., Oña, L. & Tessler, M. H. Great ape communication as contextual social inference: a computational modeling perspective. *Philosophical Transaction of the Royal Society B: Biological Sciences* **377**, 2021006 (2022).
191. Minocher, R., Atmaca, S., Bavero, C., McElreath, R. & Beheim, B. Estimating the reproducibility of social learning research published between 1955 and 2018. *R. Soc. open sci.* **8**, 210450 (2021).
192. Vines, T. H. *et al.* The availability of research data declines rapidly with article age. *Current biology* **24**, 94–97 (2014).
193. Sánchez-Amaro, A. *et al.* EVApeCognition Dataset. *Zenodo* <https://doi.org/10.5281/zenodo.18849382> (2026).
194. Hipp, D. R. SQLite. <https://cir.nii.ac.jp/crid/1571135650660937088> (2000).
195. Granger, B. E. & Pérez, F. Jupyter: Thinking and storytelling with code and data. *Computing in Science & Engineering* **23**, 7–14 (2021).
196. Van Rossum, G. The python library reference, release 3.8. 2. *Python Software Foundation* **36** (2020).

197. McKinney, W. Data structures for statistical computing in Python. *SciPy* **445**, 51–56 (2010).
 198. Fajardo, O. Pyreadstat. *Zenodo* <https://ui.adsabs.harvard.edu/abs/2023zndo8268084F/abstract> (2018).
 199. Harris, C. R. *et al.* Array programming with NumPy. *Nature* **585**, 357–362 (2020).

Acknowledgements

Thank you to the librarians at the MPI EVA for their assistance in gathering the publication lists. Thank you to the staff at the WKPRC for their assistance with the physical archive and access to internal sources of information.

Author contributions

Alejandro Sánchez-Amaro: study conceptualization, project management, data acquisition, internal review, glossary completion, visualizations, initial manuscript, manuscript revision, data provision, author correspondence. Sonja J. Ebel van Wijk: study conceptualization, data acquisition, minor internal review, manuscript revision, data provision. Carin Molenaar: development and management of dataset, data standardization, YAML updates and maintenance, git support, minor internal review, author correspondence, initial manuscript, manuscript revision. Akzira Abuova: author correspondence, email archive maintenance, YAML updates, glossary completion, minor internal review, visualizations. Lizbeth Mujica-Manrique: minor internal review, glossary completion, YAML updates, video-coding. Sarah M. Leisterer-Peoples: dataset development, integration of git, minor internal review, initial manuscript. Bret Beheim: development of email archive scripts and YAML files, visualizations. Luke Maurits: data organization, visualizations. Anna Albiach-Serrano, Matthias Allritz, Nazli Altınok, Federica Amici, Alice MI Auersperg, Filippo Aureli, Elisa Bandini, Jochen Barth, Leïla Benziad, Bettina E. Bläsing, Manuel Bohn, Marie Bourjade, Juliane Bräuer, Marie-Hélène Broihanne, Sarah F. Brosnan, Nereida Bueno-Guerra, Thomas Bugnyar, David Buttelmann, Frances Buttelmann, Trix Cacchione, Malinda Carpenter, Fernando Colmenares, Catherine Crockford, Katherine A. Cronin, África de las Heras, Arianna De Marco, Sarah E. DeTroy, Valérie Dufour, Shona Duguid, Robin I. M. Dunbar, Johanna Eckert, Jan M. Engelmann, Joel Fagot, Julia Fischer, Sofia Ingrid Fredrika Forss, Martina Funk, György Gergely, Julia R. Greenberg, Johannes Großmann, Sebastian Grüneisen, Marta Halina, Daniel Hanus, Sarah R. Heilbronner, Christophe Heintz, Robert Hepach, Esther Herrmann, Satoshi Hirata, Alenka Hribar, Gabriele Janzen, Juliane Kaminski, Patricia Kanngiesser, Fumihiko Kano, Katharina C. Kirchhofer, Hagen Knofe, Kathrin S. Kopp, Christopher Krupenye, Isabelle Barbara Laumer, Stephen C. Levinson, Ulf Liszkowski, Héctor M. Manrique, Gema Martin-Ordas, Emma Suvi McEwen, Richard T. Moore, Enric Munar, Marcos Nadal, Christian Nawroth, Suska Nolte, Marie Pelé, Patrizia Poti, Hannes Rakoczy, Julia Riedel, Amélie Romain, Federico Rossano, Yvan I. Russell, Gloria Sabbatini, Marie Schäfer, Marina Scheumann, Martin Schmelz, Benjamin Schmid, Vanesa Schmitt, Carla Sebastián-Enesco, Amanda Madeleine Seed, Chikako Suda-King, Tibor Tauzin, Sebastian Tempelmann, Claudio Tennie, Valentina Truppa, Jana Uher, Amrisha Vaish, Edwin van Leeuwen, Elisabetta M. Visalberghi, Christoph J. Völter, Victoria Vonau, Claudia A.F. Wascher, Roman M. Wittig, Wouter Wolf: data provision, help with data standardization. Michael Tomasello: manuscript revision. Katja Liebal: study conceptualization, manuscript revision, data provision. Josep Call: study conceptualization, manuscript revision, data provision, data acquisition. Daniel B.M. Haun: project management, funding, study conceptualization, manuscript revision, data provision.

Funding

Open Access funding enabled and organized by Projekt DEAL.

Competing interests

The authors declare no competing interests.

Additional information

Supplementary information The online version contains supplementary material available at <https://doi.org/10.1038/s41597-026-07191-6>.

Correspondence and requests for materials should be addressed to A.S.-A. or D.B.M.H.

Reprints and permissions information is available at www.nature.com/reprints.

Publisher's note Springer Nature remains neutral with regard to jurisdictional claims in published maps and institutional affiliations.



Open Access This article is licensed under a Creative Commons Attribution 4.0 International License, which permits use, sharing, adaptation, distribution and reproduction in any medium or format, as long as you give appropriate credit to the original author(s) and the source, provide a link to the Creative Commons licence, and indicate if changes were made. The images or other third party material in this article are included in the article's Creative Commons licence, unless indicated otherwise in a credit line to the material. If material is not included in the article's Creative Commons licence and your intended use is not permitted by statutory regulation or exceeds the permitted use, you will need to obtain permission directly from the copyright holder. To view a copy of this licence, visit <http://creativecommons.org/licenses/by/4.0/>.

© The Author(s) 2026

Alejandro Sánchez-Amaro^{1,2}✉, Sonja J. Ebel van Wijk^{2,3}, Carin Molenaar², Akzira Abuova², Lizbeth Mujica-Manrique², Sarah M. Leisterer-Peoples², Bret Beheim⁴, Luke Maurits², Anna Albiach-Serrano⁵, Matthias Allritz², Nazli Altınok⁶, Federica Amici^{2,3}, Alice M. Auersperg⁷, Filippo Aureli^{8,9}, Elisa Bandini^{10,11}, Jochen Barth¹², Leïla Benziad¹³, Bettina E. Bläsing¹⁴, Manuel Bohn^{2,15}, Marie Bourjade¹⁶, Juliane Bräuer^{17,18}, Marie-Hélène Broïhanne¹⁹, Sarah F. Brosnan²⁰, Nereida Bueno-Guerra²¹, Thomas Bugnyar^{22,23}, David Buttelmann²⁴, Frances Buttelmann²⁵, Trix Cacchione²⁶, Malinda Carpenter²⁷, Fernando Colmenares²⁸, Catherine Crockford²⁹, Katherine A. Cronin³⁰, África de las Heras¹³, Arianna De Marco^{31,32}, Sarah E. DeTroy², Valérie Dufour³³, Shona Duguid³⁴, Robin I. M. Dunbar³⁵, Johanna Eckert³⁶, Jan M. Engelmann³⁷, Joel Fagot^{38,39}, Julia Fischer^{40,41}, Sofia Ingrid Fredrika Forss¹⁰, Martina Funk⁴², György Gergely⁴³, Julia R. Greenberg⁴⁴, Johannes Großmann¹³, Sebastian Grüneisen⁴⁵, Marta Halina⁴⁶, Daniel Hanus², Sarah R. Heilbronner⁴⁷, Christophe Heintz⁴³, Robert Hepach³⁵, Esther Herrmann⁴⁸, Satoshi Hirata⁴⁹, Alenka Hribar¹³, Gabriele Janzen^{50,51}, Juliane Kaminski⁴⁸, Patricia Kanngiesser⁵², Fumihiko Kano⁵³, Katharina C. Kirchofer¹³, Hagen Knofe¹³, Kathrin S. Kopp^{2,3}, Christopher Krupenye⁵⁴, Isabelle Barbara Laumer⁵⁵, Stephen C. Levinson⁵⁶, Ulf Liskowski⁵⁷, Héctor M. Manrique^{58,59}, Gema Martín-Ordas¹, Emma Suvi McEwen²⁷, Richard T. Moore⁶⁰, Enric Munar⁶¹, Marcos Nadal⁶¹, Christian Nawroth⁶², Suska Nolte^{13,27}, Marie Pelé⁶³, Patrizia Poti⁶⁴, Hannes Rakoczy⁶⁵, Julia Riedel⁶⁶, Amélie Romain⁶⁷, Federico Rossano⁶⁸, Yvan I. Russell⁶⁹, Gloria Sabbatini⁶⁴, Marie Schäfer⁷⁰, Marina Scheumann⁷¹, Martin Schmelz¹³, Benjamin Schmid⁷², Vanesa Schmitt⁴⁰, Carla Sebastián-Enesco⁷³, Amanda Madeleine Seed²⁷, Chikako Suda-King⁷⁴, Tibor Tauszin⁷⁵, Sebastian Tempelmann⁷⁶, Claudio Tennie⁷⁷, Valentina Truppa⁶⁴, Jana Uher⁷⁸, Amrisha Vaish⁷⁹, Edwin J.C. van Leeuwen^{2,80}, Elisabetta M. Visalberghi⁶⁴, Christoph J. Völter^{2,7}, Victoria Vonau¹³, Claudia A. F. Wascher⁸¹, Roman M. Wittig^{29,82}, Wouter Wolf⁸³, Michael Tomasello^{13,84}, Katja Liebal^{2,3}, Josep Call²⁷ & Daniel B. M. Haun²✉

¹Division of Psychology, Faculty of Natural Sciences, University of Stirling, Stirling, UK. ²Department of Comparative Cultural Psychology, Max Planck Institute for Evolutionary Anthropology, Leipzig, Germany. ³Human Biology and Primate Cognition, Institute of Biology, Faculty of Life Sciences, Leipzig University, Leipzig, Germany. ⁴Department of Human Behavior, Ecology and Culture, Max Planck Institute for Evolutionary Anthropology, Leipzig, Germany. ⁵Ethology and Animal Welfare Section, Universidad Cardenal Herrera-CEU, CEU Universities, Valencia, Spain. ⁶Department of Psychology, University of Konstanz, Konstanz, Germany. ⁷Department of Interdisciplinary Life Sciences/Messerli Research Institute/Comparative Cognition Unit, University of Veterinary Medicine, Vienna, Austria. ⁸Instituto de Neuroetología, Universidad Veracruzana, Xalapa, Mexico. ⁹Research Centre in Evolutionary Anthropology and Palaeoecology, Liverpool John Moores University, Liverpool, UK. ¹⁰Department of Evolutionary Biology and Environmental Studies, The University of Zürich, Zürich, Switzerland. ¹¹Interdisciplinary Center for Archaeology and the Evolution of Human Behaviour, Universidade do Algarve, Faro, Portugal. ¹²Department Networks and Transfer, Fraunhofer Institute for Machine Tools and Forming Technology, Dresden, Germany. ¹³Department of Developmental and Comparative Psychology, Max Planck Institute for Evolutionary Anthropology, Leipzig, Germany. ¹⁴Department of Sport Science, Bielefeld University, Bielefeld, Germany. ¹⁵Institute for Psychology in Education, Leuphana University Lüneburg, Lüneburg, Germany. ¹⁶Laboratoire CLE, UMR CNRS 5263, Université de Toulouse Jean Jaurès, Institut Universitaire de France, Toulouse, France. ¹⁷Department for General Psychology and Cognitive Neuroscience, Institute of Psychology, Friedrich Schiller University of Jena, Jena, Germany. ¹⁸DogStudies, Max Planck Institute of Geoanthropology, Jena, Germany. ¹⁹LaRGE EM Strasbourg, University of Strasbourg, Strasbourg, France. ²⁰Department of Psychology, Neuroscience Institute, and Language Research Center, Georgia State University, Atlanta, GA, USA. ²¹Departamento de Psicología, Universidad Pontificia Comillas, Madrid, Spain. ²²Department of Behavioral and Cognitive Psychology, University of Vienna, Vienna, Austria. ²³Konrad Lorenz Research Station, Core Facility, University of Vienna, Grünau, Austria. ²⁴Department of Developmental Psychology, Institute of Psychology, University of Bern, Bern, Switzerland. ²⁵Center for Lifespan Developmental Science (CELISE), Friedrich Schiller University of Jena, Jena, Germany. ²⁶Developmental Psychology, Institute of Primary Education, University of Teacher Education FHNW, Brugg-Windisch, Switzerland. ²⁷School of Psychology and Neuroscience, University of St Andrews, St Andrews, UK. ²⁸Departamento de Psicobiología y Metodología en Ciencias del Comportamiento, Facultad de Psicología, Campus de Somosaguas, Universidad Complutense de Madrid, Madrid, Spain. ²⁹The Ape Social Mind Lab, Institute for Cognitive Sciences Marc Jeannerod, CNRS, Lyon, France. ³⁰Animal Welfare Science Program, Lincoln Park Zoo, Chicago, IL, USA. ³¹Fondazione Ethoikos, Radicondoli, Italy. ³²Parco Faunistico di Piano dell'Abatino, Poggio San Lorenzo, Italy. ³³Laboratoire de Psychologie Sociale et Cognitive, University of Clermont Auvergne & Centre National pour la Recherche Scientifique, Clermont-Ferrand, France. ³⁴School of Education, Language and Psychology, York St John University, York, UK. ³⁵Department of Experimental Psychology, University of Oxford, Oxford, UK. ³⁶Department for the Ecology of Animal Societies, Max Planck Institute of Animal Behavior, Konstanz, Germany. ³⁷Department of Psychology, University of California Berkeley, Berkeley, CA, USA. ³⁸Centre de Recherche en Psychologie et Neurosciences (CRPN), CNRS, Aix-Marseille

Université, Marseille, France. ³⁹Station de Primatologie-Celphedia, CNRS UAR846, Rousset, France. ⁴⁰Cognitive Ethology Lab, German Primate Center - Leibniz Institute for Primate Research, Goettingen, Germany. ⁴¹Department of Primate Cognition, Georg-August-University Göttingen, Göttingen, Germany. ⁴²Zoologisches Institut der Universität Zürich, Abteilung Ethologie und Wildforschung, Zürich, Switzerland. ⁴³Cognitive Development Center, Department of Cognitive Science, Central European University, Vienna, Austria. ⁴⁴Department of Psychology, University of Wisconsin- Madison, Madison, WI, USA. ⁴⁵Faculty of Education, Leipzig University, Leipzig, Germany. ⁴⁶Department of History and Philosophy of Science, University of Cambridge, Cambridge, UK. ⁴⁷Department of Neurosurgery, Baylor College of Medicine, Houston, TX, USA. ⁴⁸Centre for Comparative and Evolutionary Psychology, School of Psychology, Sport and Health Sciences, University of Portsmouth, Portsmouth, UK. ⁴⁹Wildlife Research Center, Kyoto University, Kyoto, Japan. ⁵⁰Behavioural Science Institute, Radboud University, Nijmegen, The Netherlands. ⁵¹Donders Institute for Brain, Cognition and Behaviour, Radboud University, Nijmegen, The Netherlands. ⁵²School of Psychology, University of Plymouth, Plymouth, UK. ⁵³Center for the Advanced Study of Collective Behavior, University of Konstanz, Konstanz, Germany. ⁵⁴Department of Psychological & Brain Sciences, Johns Hopkins University, Baltimore, MD, USA. ⁵⁵Development and Evolution of Cognition Research Group, Max Planck Institute of Animal Behavior, Konstanz, Germany. ⁵⁶Language Development Department, Max Planck Institute for Psycholinguistics, Nijmegen, The Netherlands. ⁵⁷Developmental Psychology, University of Hamburg, Hamburg, Germany. ⁵⁸Departamento de Psicología y Sociología, Universidad de Zaragoza, Teruel, Spain. ⁵⁹Department of Psychology, University of Girona, Girona, Spain. ⁶⁰Department of Philosophy, University of Warwick, Coventry, UK. ⁶¹Human Evolution and Cognition Research Group (EvoCog), University of the Balearic Islands, Palma de Mallorca, Spain. ⁶²Working group "Animal Behaviour & Welfare", Research Institute for Farm Animal Biology, Dummerstorf, Germany. ⁶³Anthropo-Lab ETHICS EA 7446, Université Catholique de Lille, Lille, France. ⁶⁴Institute of Cognitive Sciences and Technologies, National Research Council of Italy, Rome, Italy. ⁶⁵Department of Developmental Psychology, Institute of Psychology, University of Göttingen, Göttingen, Germany. ⁶⁶Wild Chimpanzee Foundation, Abidjan, Ivory Coast. ⁶⁷Bureau d'études AKONGO, Nantes, France. ⁶⁸Department of Cognitive Science, University of California San Diego, San Diego, CA, USA. ⁶⁹Department of Psychology, Middlesex University, London, UK. ⁷⁰Wilhelm Wundt Institute for Psychology, Leipzig University, Leipzig, Germany. ⁷¹Institute of Zoology, University of Veterinary Medicine Hannover, Hannover, Germany. ⁷²Department of Child and Adolescent Psychiatry and Psychotherapy, University Medical Center Göttingen, Göttingen, Germany. ⁷³UCM Research Group of Social, Developmental and Comparative Psychobiology, Faculty of Psychology, Universidad Complutense de Madrid, Madrid, Spain. ⁷⁴Lexical Intelligence, Rockville, MD, USA. ⁷⁵Department of Linguistics, University of Vienna, Vienna, Austria. ⁷⁶Institute for Research and Development, University of Teacher Education Bern, Bern, Switzerland. ⁷⁷Faculty of Science, Department of Geosciences, Working Group Early Prehistory and Quaternary Ecology, University of Tübingen, Tübingen, Germany. ⁷⁸School of Human Sciences, University of Greenwich, London, UK. ⁷⁹Department of Psychology, University of Virginia, Charlottesville, VA, USA. ⁸⁰Animal Behaviour and Cognition, Department of Biology, Utrecht University, Utrecht, The Netherlands. ⁸¹Behavioural Ecology Research Group, School of Life Sciences; Anglia Ruskin University, Cambridge, UK. ⁸²Department of Primatology, Max Planck Institute for Evolutionary Anthropology, Leipzig, Germany. ⁸³Department of Developmental Psychology, Utrecht University, Utrecht, The Netherlands. ⁸⁴Department of Psychology and Neuroscience, Duke University, Durham, NC, USA. ✉e-mail: alejandro.sanchezamaro@stir.ac.uk; haun@eva.mpg.de