

Est.
1841

YORK
ST JOHN
UNIVERSITY

Vincent, Jonathan ORCID logoORCID:
<https://orcid.org/0000-0001-6278-4670>, Rowe, Helen and Johnson, Jo (2021) Parity of participation for autistic students: mapping provision across UK higher education institutions. *Research in Education*. p. 1.

Downloaded from: <https://ray.yorks.ac.uk/id/eprint/4831/>

The version presented here may differ from the published version or version of record. If you intend to cite from the work you are advised to consult the publisher's version:

<https://journals.sagepub.com/doi/full/10.1177/0034523720981123>

Research at York St John (RaY) is an institutional repository. It supports the principles of open access by making the research outputs of the University available in digital form. Copyright of the items stored in RaY reside with the authors and/or other copyright owners. Users may access full text items free of charge, and may download a copy for private study or non-commercial research. For further reuse terms, see licence terms governing individual outputs. [Institutional Repository Policy Statement](#)

RaY

Research at the University of York St John

For more information please contact RaY at ray@yorks.ac.uk

Parity of participation for autistic students: Mapping provision across UK higher education institutions

Research in Education

0(0) 1–19

© The Author(s) 2021



DOI: 10.1177/0034523720981123

journals.sagepub.com/home/rie

**Jonathan Vincent**  and **Helen Rowe**

School of Education, Languages & Psychology, York St John University, York, UK

Jo Johnson

School of Health Sciences, York St John University, York, UK

Abstract

This paper systematically identifies, maps and evaluates specific types of provision for autistic students published on university websites at 120 institutions throughout the UK. Within these data we identify trends in relation to geographical region, university group, and the Teaching Excellence Framework rating. We employ Nancy Fraser's theory of social justice to unpack the reasons that underlie the differentials in provision across UK higher education institutions. Findings identify eight categories of provision tailored specifically for autistic students from 'supporting transition to university' to 'social groups' and suggest that there are institutions across the UK with evidence of more developed provision. Our data show, however, that resources and provision are not distributed equitably, raising implications for autistic students' parity of participation in higher education.

Keywords

Autism, higher education, university, provision, Fraser, social justice

Corresponding author:

Jonathan Vincent, York St John University, Lord Mayor's Walk, York YO31 7EX, UK.

Email: j.vincent1@yorksja.ac.uk

This paper systematically identifies, maps and evaluates specific types of provision for autistic students published on university websites at 120 institutions throughout the UK. Within these data we identify trends in relation to geographical region, university type, and the Teaching Excellence Framework (TEF) rating. We employ Nancy Fraser's (1997, 2000, 2009, 2017) theory of social justice to unpack the reasons that underlie the differentials in provision across UK higher education institutions (HEIs).

Autism is a lifelong neurodevelopmental condition, which affects how individuals process information and perceive the world. Often autistic individuals can have difficulties in communicating, experience sensory sensitivities, and rely on routines, all of which can have implications for social functioning (American Psychiatric Association, 2013). At the same time autistic individuals often possess a variety of strengths and skills, including attention to detail, honesty, creativity, and the capacity to approach problems systematically (Russell et al., 2019). Many students in Higher Education (HE) may have diagnoses of Asperger's Syndrome or High Functioning Autism, however, since 2013 the various diagnostic labels have been collapsed into one autism spectrum disorder diagnosis (American Psychiatric Association, 2013). Across the general population, the prevalence rate of autism in the UK is estimated at around 1 in 100 (Brugha et al., 2011) although other international studies suggest that rates could be as high as 1 in 59 (Baio et al., 2018). The numbers of students disclosing autism diagnoses to universities in the UK is increasing year on year with the Higher Education Statistical Agency (2018) reporting at least 12,000 student disclosures in the year 2017/18. This is a dramatic increase since 2003/4 where only 80 students disclosed in the UK (Martin et al., 2008). It is very likely, however, that the autistic university population is much larger than even these estimates suggest. This is due to the fact that many (particularly women) go undiagnosed well into adulthood (Hull and Mandy, 2017), others are in the process of receiving a diagnosis, and some choose not to disclose their diagnoses at all (Cox et al., 2017).

Systematic reviews of autistic students' experience of university report social challenges including social isolation; and increased presentation of mental health conditions including stress, anxiety, and depression (Gelbar et al., 2014; Jansen et al., 2018). These findings are consistent with Vincent et al., (2017) participatory study and various other studies (Anderson et al., 2018; Hastwell et al., 2012; Gurbuz et al., 2019; Van Hees et al., 2015), which describe difficulties in relation to a perceived sense of difference, social interactions, managing change, and living independently. With the rise in autistic students attending university and a growing awareness of the challenges that might be encountered, there has also been a positive move to introduce specific provisions or accommodations to meet these needs. In the United States, Barnhill's (2016) analysis of universities and colleges reports that providing an advisor or tutor and making modifications to testing procedures were the most commonly reported accommodations; and supervised social activities, social skills groups, and housing accommodations were the most frequently reported support services. More recently, Accardo et al.'s (2019) study investigated

the accommodations and support services preferred by American college students to find that academic coaching, tutoring, and summer transition programmes were the most preferred support services, particularly where they connected students to a member of staff. Taking a similar approach in the UK context, Chown et al. (2018) collected data from 99 universities, largely via freedom of information requests, to find that the most common types of supports for autistic students were consistent accommodation arrangements (92%), face-to-face time (91%), and provision of academic supports (90%). Their study also reported other examples of provision including transitional support, staff training, and employment trends, although these data were not always quantified. The mixed picture is also identified in Williams et al.'s (2019) review of support for disabled students in England which collected data from 67 institutions. Their report highlighted that only 26% of HEIs in the sample had a specific policy for students with ASD compared to 79% who had policies for students with Specific Learning Difficulties and 69% for Mental Health.

UK higher education sector

Since 1992, the UK higher education sector has expanded rapidly but without further policy-driven differentiation between higher education institutions (Tight, 2009). Within this context universities began to promulgate specific sector identities and the development of a hierarchy of prestige reinforced by institutional and group branding (Filippakou and Tapper, 2015). The Russell Group was formed in 1994 with the aim of representing 'research intensive' universities and informing higher education policy direction at a UK government level. At the same time, a group of smaller research-intensive but teaching-focused universities formed the '1994 Group', some of which were subsumed into the Russell Group when it dissolved in 2013. Alongside this are a smaller number of institutions which are unaffiliated with either the Russell Group or the '1994 Group' but had university status pre-1992. Finally, the largest section of the sector is made up of post-1992 institutions which tend to be former polytechnics with a strong focus on teaching and an emphasis on 'widening participation' (Boliver, 2015). As Post-1992 is not a mission group identity, many of these institutions are members of the University Alliance, Million Plus, and/or Cathedral Group; however, for the purposes of this paper the broader post-1992 label will be applied.

The stratification of UK's higher education sector is also represented in the distribution of resources and student profiles. Those research-intensive universities, including the Russell Group and former 1994 Group, receive the largest share (62.3%) of government funding for research with other institutions receiving significantly less (De Jager, 2011; Drayton and Waltman, 2020). Whereas, Post-1992 institutions attract much more diverse student populations and receive more than 70% of the (much smaller) widening participation funds provided by the government (O'Connell, 2015). This is borne out in the most recent HESA (2020) data, which suggests that in the 2017/18 academic period, only 6 of the 37 (16%)

‘research-intensive’ institutions either in the Russell Group or previously in the 1994 Group, have disabled student populations larger than the sector average of 14% and only one reported a population of 20%. By comparison 36 out of 67 (54%) HEIs with Post-1992 status had above average disabled student populations, with 7 reporting numbers above 20% and one as high as 28%.

Teaching excellence framework

The TEF, originally devised by the UK Department for Education in 2016 (Office for Students (OfS), 2018), was a central feature of the 2017 Higher Education and Research Act. Its reputed aim is to raise the quality and status of teaching in higher education institutions (Hubble and Bolton, 2018) through measurement of performance and financial accountability (Wood and Su, 2017). Excellence in the TEF is measured through a series of proxy metrics that include, student satisfaction, retention, employability and learning gain (Massie, 2018). Universities and colleges in all parts of the UK can participate in the TEF, and a total of 288 HEIs held a TEF award in 2019. Following the most recent assessment, 77 HE providers are rated gold, 136 are rated silver and 61 are rated bronze (OfS, 2020).

The TEF purports to situate ‘students at the centre’ of higher education, with an espoused emphasis on social mobility and ‘choice’ (Gillard, 2018; Gourlay and Stephenson, 2017) with gold awarded to those institutions where teaching ‘ensures all students are significantly challenged to achieve their full potential’ leading to ‘outstanding outcomes for students from all backgrounds’ (Department for Education, 2016: 3). Such a requirement for institutions to demonstrate their engagement with underrepresented and non-traditional groups (low income, Black, Asian and Minority Ethnic students, those with disabilities or adult learners returning to education) is welcomed. However, it signals the lack of parity experienced by minority groups, a point emphasised by the recently established Disabled Students Commission (DSC), which has been charged with identifying and promoting practice which impacts positively on disabled students’, including those who disclose an autism diagnosis (Advance HE, 2020).

Social justice as parity of participation

This paper draws on the work of Nancy Fraser (1997, 2000, 2009) to offer a theoretical frame for considering the outcomes across the higher education sector for autistic students. Like others (see for example, Keddie, 2012; Lynch and Lodge, 2002; Mills et al., 2016; Power, 2012), her three-part model of social justice as *redistribution*, *recognition*, and *representation* is identified as insightful for better understanding inequalities in education. Fraser (in Bozalek, 2012: 147) argues that,

Social arrangements are just if, and only if, they . . . institutionalise the possibility for people to participate on a par with one another in all aspects of social life. This means

that social arrangements are unjust if they entrench obstacles that prevent . . . people from the possibility of parity of participation.

Fraser outlines the three salient barriers to participation as economic inequality, which she characterises as a distributive problem, particularly where resources are ‘maldistributed’ in relation to their ownership, control, distribution and consumption, thus there is an imperative to *redistribute* these to offer greater opportunities for all in society. The second barrier to parity is misrecognition or non-recognition of particular identities. This occurs when the ‘stigmatizing gaze of a culturally dominant other’ forces disesteemed groups to ‘internalize negative self-images’ thus suppressing their own cultural identity (Fraser, 2000: 109). It is only when individuals are *recognized* that they can fully participate in society. Resisting a focus on identity alone, however, she argues that problems of recognition are often inseparable from the problems of redistribution in an economically unequal society (Lynch and Lodge, 2002: 13). And the final barrier is political injustice, which Fraser refers to as ‘misrepresentation’. This occurs where power is enacted in the realms of decision-making which wrongly denies groups the possibility of participation as equals (Mills et al., 2016), therefore, social justice is only achieved when processes that facilitate meaningful representation are accessible to all members of society.

Methodology

An instrumental case study approach was adopted, as it facilitated exploration of patterns (Stake, 1995 cited Hamilton et al., 2012) within the data associated with one aspect of the bounded case (the 120 HEIs). Data were derived from the institution websites, the purpose of which was to show what prospective autistic students or their parents/carers might be able to find should they be looking for an institution with such provision. Previous research into provision in HE for autistic students illuminated the sparsity of specially tailored provision but did not always suggest how many institutions offered specific types of provision (Chown et al., 2018). This research aimed to find, map and quantify available information on the provision that is currently available for autistic students at universities in the UK, thus leading to the following research questions:

Research questions

1. What provisions and supports are currently available to autistic students at UK universities (with Research Degree Awarding Powers) based on publicly available information?
2. How are provisions and supports for autistic students distributed regionally?
3. What impact does university type have with respect to distribution of provisions and supports for autistic students?

4. What impact do TEF ratings have with respect to distribution of provisions and supports for autistic students?
5. What could be considered good practice across each of the different categories of provision?

The data were gathered through web or data mining of 120 HEI websites (N=120), which is a process used to extract targeted information (Johnson and Gupta, 2012) and one which has been used more recently by researchers to explore issues including: online learning (Tang et al., 2019); course management systems (Romero et al., 2008); academic performance of HE students (Alsuwaiket, 2018); and market segmentation in professional education (Davari et al., 2019). Data or web mining is part of both information retrieval and extraction systems, and it can draw upon other techniques including topic tracking, clustering and categorisation (Johnson and Gupta, 2012).

The research process followed was similar to that used in Injadat et al.'s (2016) study of data mining techniques in social media research. Firstly, a search protocol was created which involved identification of research questions (see below). Secondly, a search strategy and selection procedures were outlined, and quality assessment rules applied. The approach for data extraction and synthesis was similarly agreed.

Search strategy

A Boolean search strategy (Alderman, 2014) was used to collect data for this research. For each of the 120 institutions, the researchers entered the following into the search bar of the Google web browser:

Site:[institutions web address] “autism” OR “aspergers” OR “ASD” OR “ASC” AND “support” OR “provision”

This search strategy brought up all pages from the institutions website which contained these search words. The first five pages of results were then checked for information on provision for autistic students at that institution. Where there was evidence of a provision this was recorded in Microsoft Excel.

Data extraction and analysis strategy

From the data retrieved we identified 8 types of provision for autistic students (see below). It was further analysed by regional differences, type of university based on age and mission group and its relationship to the Teaching Excellence Framework (TEF).

The types of provision recorded were:

1. Evidence of a specific section of the website for autistic students
2. Evidence of transition to university provision
3. Evidence of Transition to employment provision
4. Evidence of peer mentoring

5. Evidence of specialist tutoring
6. Evidence of social groups for autistic students
7. Evidence of self-advocacy or student-led societies
8. Evidence of provision for acquisition of or support with daily living skills

Institutions whose websites showed that they offered three or more of the described types of provision were marked as potential examples of more developed provision. These institutions were then sorted by geographical region, TEF rating and university type: research-intensive (Russell Group and previous 1994-group), unaffiliated pre-1992, and post-1992.

Limitations

The aim was to use data that was freely available to the public, rather than information that required a specific enquiry of Freedom of Information request to the institutions. All data included in this study were found due to its publication on institutional websites. For this reason, where information on autism provision was not apparent in the searches, the researchers do not assume that this means the provision itself does not exist, only that information about that provision is not publicly available.

The methodology did not use an automated web content programme for analysis, and therefore was open to human error. Additionally, tags and other “meta” content on a page can camouflage some of the pages, so it is possible that some data was not captured. Finally, whilst specific search and data extraction strategies were used, content may have been missed as web page content is ‘so scattered’ (Gunasundari and Karthikeyan, 2012: 29).

Findings

Spread of provision

As previously mentioned, 8 categories of provision were identified across the whole data set (N = 120) (see Figure 1). These are outlined in detail below and include examples of institutional practice, provided both to illustrate but also to advance examples of good practice.

The most frequent provision recorded was having ‘specific website content for autistic students’, with 44 (n = 44; 37%) institutions having this. Most of the time having a specific section on the website for autistic students was an indicator of further provision. Of the institutions (n = 21) which were identified as having three or more types of provision, 90% had a specific section for autistic students on their website. Results for ‘transition to university’ (n = 40) and ‘specialist tutoring’ (n = 39) were the next most common types of provision; however, they were still offered by fewer than half of the 120 institutions, representing 33% and 32% respectively.

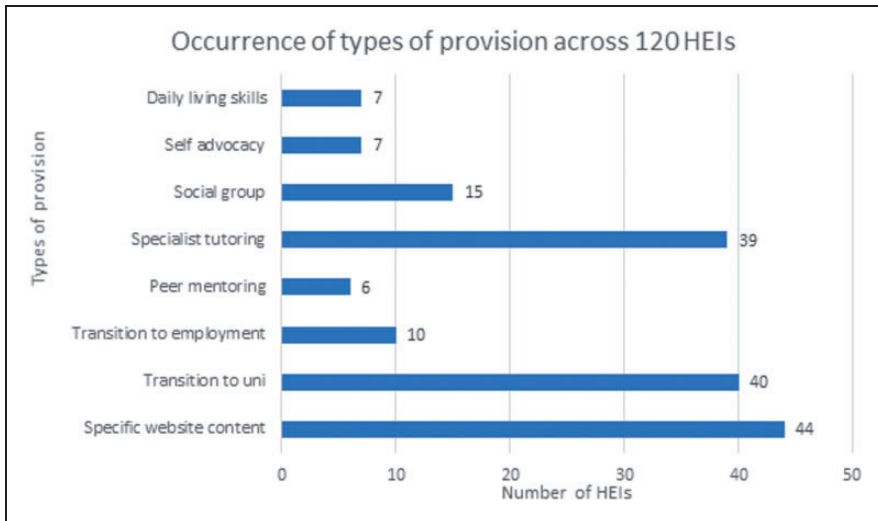


Figure 1. Occurrence of types of provision.

HEIs with developed provision

Of the 120 HEI websites searched, $n = 21$ were identified as having three or more types of provision specifically for autistic students, thus indicating that overall provision was more developed. Regionally the South East (not including London) ($n = 3$) and South West ($n = 3$) had the highest number of institutions with ‘developed provision’ (see Figure 2). London had relatively low levels of developed provision compared to less densely populated locations such as Yorkshire and the Humber and the South West.

When looking at how HEIs with developed provision are clustered by TEF rating it is clear that a large majority of institutions with multiple types of provision have a TEF rating of either Gold ($n = 10$) or Silver ($n = 9$), with only one HEI with bronze TEF and no TEF rating (Figure 3). Gold award HEIs represented only 33% of the sample ($n = 40$: $N = 120$) but 48% of those with developed provision ($n = 10$: $N = 21$).

The majority of HEIs marked as having developed provision were unaffiliated to any particular mission group ($n = 11$). These institutions have been classed as ‘Pre-1992 unaffiliated’ ($n = 9$), for those who received degree awarding powers before 1992 and Post-1992 ($n = 2$) for those who received degree awarding powers in 1992 or after. Of the university types represented, the Russell Group had the largest number of institutions with developed provision ($n = 7$ of $N = 21$), totalling 33%, even though these HEIs accounted for only 22% of the total sample ($n = 26$: $N = 120$).

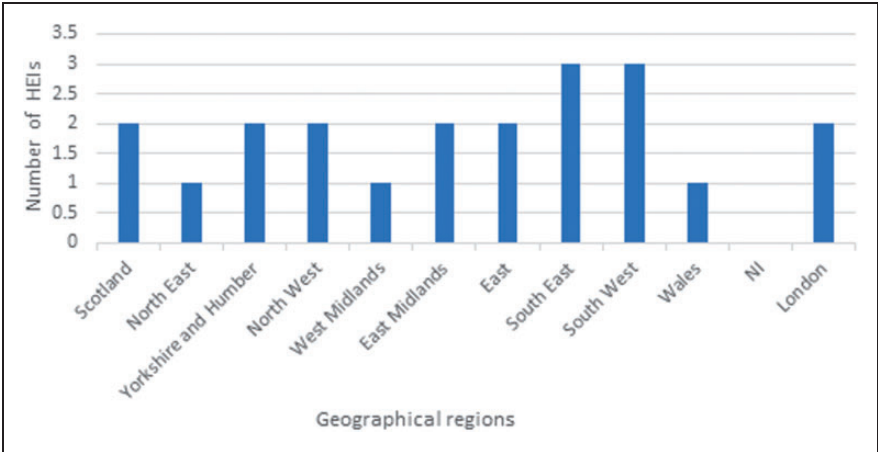


Figure 2. Geographical location of HEIs with developed provision.

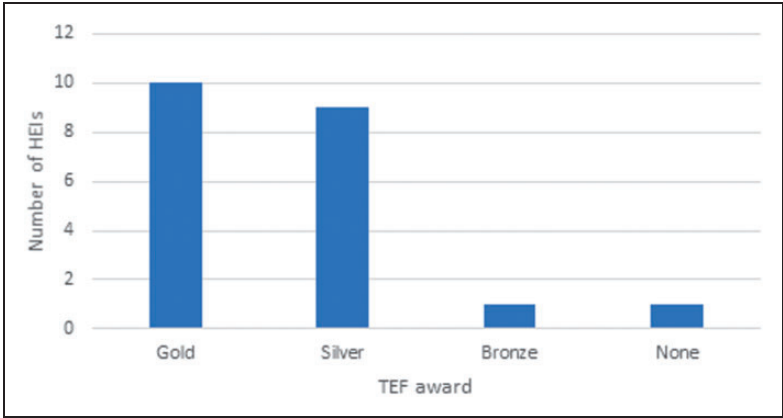


Figure 3. HEI providers with developed provision and their TEF rating.

Types of provision

Transition to university. Provision to facilitate the ‘transition to university’ was one of the most frequent types of provision offered in the sector (n=40, N=120). Examples of this provision were spread geographically but was most frequently found at institutions in the East Midlands (n=5) and the South West (n=5) regions. Of the institutions that offered some form of transition to university provision, the majority of HEIs that offered it had Gold (n=18) or Silver (n=19) TEF awards and were either Russell Group (n=11) or Pre-1992 institutions, (n=13 pre-1992 and n=9 post-1992).

The majority of ‘transition to university’ provision consisted of one-off induction events between 1-3 days long ($n = 25$). Other transition support identified included information leaflets for autistic students, pre-meetings with a specialist autism advisor before starting university and guidance provided to academic staff receiving new autistic students into their classes.

Specialist tutoring. Specialist tutoring was one of the most common types of provision. In total 39 HEIs ($n = 39$; $N = 120$) were found to have information about this support online. All regions of the UK had at least one HEI with specialist tutoring, with the highest number of institutions with autism-specific tutoring support in Yorkshire and the Humber ($n = 6$).

Of the HEIs that discussed specialist tutoring on their websites at the time of the research, 17 had gold ($n = 17$) TEF ratings, 19 Silver ($n = 19$) and 1 Bronze ($n = 1$). Two were Scottish institutions with no TEF rating. The majority of these institutions were either members of the Russell Group ($n = 14$) or were Pre-1992 ($n = 13$). It should be noted that it is not possible to gauge the quality of the tutoring, nor how easily it can be accessed, simply from the web search.

Medium-sized, Post-1992 university in the Midlands

A three-day summer school takes place in early September for autistic students who are commencing their first year at the institution. Students are provided with free accommodation for this residential. There is a campus tour and an introduction talk from the Students’ Union included.

The summer school has various activities which look at daily living skills, rather than an academic focus. The activities include money management, shopping, cooking and using the launderette. There are also sessions which focus on introducing the new students to their new city, including a presentation about safety awareness and a tour of Birmingham which includes having lunch out. Attendees also attend workshops in managing stress and anxiety and talking about relationships.

Social group. Social groups for autistic students were less frequently mentioned ($n = 15$; $N = 120$). Of the universities that had social groups 8 were Gold ($n = 8$) TEF rated, 6 were Silver ($n = 6$) and was 1 Bronze ($n = 1$). The Russell Group and other unaffiliated Pre-1992 institutions accounted for 12 out of the 15 universities who had social groups ($n = 12$). The information available in the web search varied, with some institutions making only passing reference to the existence of social groups or dated promotional materials which indicated the group’s existence. Other institutions had clear information about meeting times and types of activities offered for students who wished to attend. Most of these groups were run by the institutions, but there was some evidence of student led societies being run through the independent Students’ Unions.

Medium-sized, Russell Group University in South East

Successful applicants are invited to contact support services in advance so they can be matched with a Helper/Tutor who is most appropriate for them. As well as this there is a specialist Asperger Syndrome Advisor on staff to support students. This is to ensure that support packages are in place from the beginning. In addition, there are resources for all academic staff to help them make specific accommodations for students with an autism diagnosis.

Transition to employment. Provision to support autistic students to transition out of university and into employment was very sparse ($n = 10$; $N = 120$). The examples found were spread across the country, but half of all the provision was located in the North East ($n = 2$) and Yorkshire and Humber ($n = 3$). The majority of HEIs that offered transition to employment were Gold TEF rated ($n = 7$) and in the Russell Group ($n = 7$). Much of this type of provision was basic and involved either lists of autism-friendly employers or signposting to autism related organisation for more support. A few HEIs organised specialist employment events for autistic students to attend.

Daily living skills. Only 7 HEIs had evidence of provision which addressed students'

Small-sized, post-1992 university in Yorkshire and the Humber

This institution has a social group which meets twice a week and was set up six years ago following consultation with autistic students, who said they would like to meet and socialise with other students who understand what it is like to have autism and be at university. The group is staff-led and offers a range of activities during term time, including movie nights, drinks and meals out in the city centre, games nights, cinema trips, quiz nights and creative writing nights. The institution explains online its long-term aim to eventually have the group be self-sustaining and led by students for students.

daily living skills. All of these institutions were Gold ($n = 3$) and Silver ($n = 3$) TEF rated except for one Scottish university which does not have a TEF rating. The majority were Russell Group ($n = 2$) or Pre-1992 institutions ($n = 3$). Geographically, these institutions were spread across the UK, but over half were in the West Midlands ($n = 2$) and the South East ($n = 2$) combined.

Self-advocacy. Only 7 HEIs had evidence of self-advocacy for autistic students and the data pointed towards one-off historical student-led campaigns or projects rather than any sustained provision. Of the institutions which did have evidence

Medium-sized, unaffiliated Pre-1992 university in South West of England

This university runs a free two-day event for Autistic students or graduates (with or without a diagnosis) in conjunction with a large corporate bank. It aims to help with the transition from university to a range of opportunities like internships, placements and graduate employment.

The first day is spent on campus and includes talks about the history of employment and autism, employment skills sessions and talks from autistic people on their experiences in their different jobs. The second day takes place at the corporate site and includes a site tour and a series of smaller breakout sessions which focus on the different employment routes, opportunities and job roles that participants can consider. Travel and lunch are provided for the participants.

of this, all were Gold ($n = 4$) and Silver ($n = 3$) TEF rated. Five of the 7 universities were pre-1992 institutions and geographically widely spread.

Peer mentoring. Provision for peer mentoring specifically for autistic students was sparse and spread out geographically. Of the 6 HEIs that offered it ($n = 6$: $N = 120$), all were Gold ($n = 3$) or Silver ($n = 3$) TEF rated, with three post-1992

Medium-sized Russell Group university in Yorkshire and the Humber

This institution offers a five-week course designed to equip students with skills to manage stress, emotions and time, and develop assertiveness and resilience. The course uses emotional regulation techniques, mindfulness and stress tolerance techniques. There are sessions on addressing black and white thinking and perfectionism. It is, however, open for all students with a disability, rather than being specifically aimed at autistic students.

and three pre-1992 HEIs. However, peer mentoring was usually only briefly mentioned, and tended to refer to generic peer mentoring schemes through the library/student services. There were no examples of an autism-specific peer support programme in the search results.

Medium-sized, unaffiliated pre-1992 university in the South East of England

This student group is part of the students' union and states that they welcome any and all students with an Autism Spectrum Condition. Their web page lists socials, events, meetings, a regular discussion group and campaigning as activities for autistic students to get involved in. The society committee is made up of students and students are directed to their Facebook page for more information.

Discussion

These data highlight the existence of areas of good practice in relation to provision for autistic students across the UK. It identifies eight categories of provision tailored specifically for these young people, from ‘supporting transition to university’ to ‘social groups’. The categories of ‘transition to university’ and ‘specialist tutoring support’ were amongst the most common identified across these UK institutions, which accords with autistic students’ preferences identified by Accardo et al. (2019) in their US study. Additionally, the identification of ‘social groups’ for autistic students is positive, as this responds to one of the most prevalent challenges for autistic students identified across the international literature (Anderson et al., 2018; Gelbar et al., 2014; Gurbuz et al., 2019; Hastwell et al., 2012; Jansen et al., 2018; Van Hees et al., 2015). However, what it signals most is the increase in recognition across the sector regarding the needs of autistic students. Through transition activities and social groups, this group is enabled to develop networks of support and friendship leading to the development of their own cultural identity in the university space (Fraser, 2000). This is explicitly borne out in Riccio et al.’s (2020) international study which suggests that university provisions that focus on autistic strengths can contribute to ‘autistic pride’ and increases in self-esteem. Moreover, greater recognition of the autistic identity and the particular barriers faced by these students has precipitated, to some extent in UK institutions, the redistribution of resources and ultimately the potential for increased participation.

Our data suggest, however, that resources and provision are not distributed equally across the UK higher education sector. Two thirds of the institutions with levels of developed provision (three or more) were from Russell group or the former 1994 Group (Pre-1992). Such ‘research intensive’ institutions have the largest share of the UK’s £45 billion net assets (IFS, 2020; Furey et al., 2014) and enjoy what Taylor (2011) refers to as the ‘halo effect’ across the sector. However, these institutions educate fewer students with disabilities compared to Post-1992 providers; in fact, just over one third of these institutions have disabled student populations of 15% or more (HESA, 2020). One explanation for higher representation of developed provision among research intensive universities could be due to recent activities to meet widening participation targets, particularly among disabled and autistic populations (Blunkett et al., 2019; Graham, 2013). Another explanation might be that, as our data are based on activities reported on university webpages, differences are derived from disproportionate expenditure on marketing. Both the Augur Report (2019) and the UK Minister of State for Universities, Michelle Donelan (2020), are critical of institutions that invest their access budgets in their online web presence in order to attract potential students. Given that the distribution of economic and symbolic resources across the sector are weighted in favour of research-intensive universities (Olive, 2017), it is likely that those from Post-1992 have less to spend on marketing and potentially their autism provisions despite educating larger populations of disabled students. As an indirect consequence then, these institutions might be misrecognised as being less

effective or supportive for autistic students, when it might rather be a matter of marketing expenditure.

Similarly, there is a clear correlation between institutions with developed provision for autistic students and their TEF award with 19 out of the 21 institutions in this category achieving Gold or Silver awards. The TEF does not use provision made by institutions for disabled or autistic students as one of its metrics for measuring quality, but as student experience is central, this over-representation of Gold and Silver TEF rated institutions is perhaps unsurprising. However, the TEF is not without its critics, Hayes and Cheng (2020) argue that such performative frameworks lack attention to epistemic equality and have been characterised to preference productivity, competition, and institutional self-interests in pursuit of financial incentives (Gourlay and Stevenson, 2017; Hayes, 2017; Neary, 2016; Wood and Su, 2017). Such ranking activities are, according to Pascarella (2001) based on institutional resources and reputational dimensions which do not always correlate to students' experiences so much as institutions' capacity to play the system. This is similar to what Fraser (2017: 2) calls 'progressive neoliberalism', where 'truncated ideals of emancipation and lethal forms of financialization' become merged to the extent that freedoms are modelled on the free market. For this reason, we might be wary of placing too much emphasis on the TEF and what this tells us about autistic students' experiences of the support reported on their institutional webpages.

Finally, most examples of provision focused on facilitating the transition for students into university and supporting them academically once they are there. There was much less evidence of social and daily living skills support and support for students transitioning out of university and into employment. The apparent emphasis on getting students into university and focusing on academic support could be interpreted as a pragmatic choice. It suggests that institutions are being driven by the widening participation agenda but have put in place much less provision to enable their autistic students' success on completion of their courses (Vincent, 2020). Only ten universities across the UK reported offering employment support, despite the fact that this group has the highest levels of unemployment of any disabled group following graduation (Coney and Allen, 2019). The danger, therefore, is that universities perpetuate what Berlant (2011) describes as 'cruel optimism' where much is promised as a result of university education but the result for autistic graduates is the actualisation of the inequalities they aim to resolve (Runswick-Cole and Goodley, 2015). Thus, without the redistribution of resources and a recognition of their specific skills and needs, autistic graduates will continue to experience significant and sustained disparity in their capacity to participate fully in society.

Conclusion

The publication of this paper coincides with the tenth anniversary of the United Kingdom's Equality Act 2010, a piece of legislation centred on assuring equal

participation for all in society, which is also a core concept in Fraser's thesis (1997, 2000, 2009). Based on a systematic analysis of published material on websites at 120 institutions throughout the UK, our findings suggest that there is a need for the redistribution of resources designed to support autistic students engage more fully in higher education. It is clear that across the sector provision is skewed towards transition into university and academic support leaving gaps in relation to social opportunities and postgraduate employment success, both of which are identified as key areas of need by autistic students (Riccio et al., 2020; Author 1, 2020). Moreover, it appears that those universities with the highest levels of institutional recognition, most access to financial resources, and the greatest capacity to market themselves in line with national 'quality' assessments are able to offer the most to autistic students. Thus, whilst positive practice is welcomed wherever it is found, the sector must address more fully the maldistribution and misrecognition that currently exists between HEIs, such that all are able to offer the provision that is necessary to afford this group the same opportunities, experiences, and outcomes as the rest of the student body. Finally, universities more generally ought to explore means by which their autistic students can represent themselves in order to celebrate their own 'cultural identity' (Fraser, 2000: 109) and achieve parity of participation as equals.

Acknowledgements

The authors would like to thank the anonymous reviewers for their constructive comments and feedback.


Declaration of conflicting interests

The author(s) declared no potential conflicts of interest with respect to the research, authorship, and/or publication of this article.

Funding

The author(s) received no financial support for the research, authorship, and/or publication of this article.

ORCID iD

Jonathan Vincent  <https://orcid.org/0000-0001-6278-4670>

References

- Accardo AL, Kuder SJ and Woodruff J (2019) Accommodations and support services preferred by college students with autistic spectrum disorders. *Autism: The International Journal of Research and Practice* 23(3): 574–583.
- Advance HE (2020) Disabled students commission. Available at: www.advance-he.ac.uk/guidance/equality-diversity-and-inclusion/creating-inclusive-environment/disabled-people/disabled-students-commission (accessed 25 March 2020).

- Alderman J (2014) Boolean logic/Boolean searching. Available at: <https://digitalcommons.unf.edu/cgi/viewcontent.cgi?article=1009&context=bliss> (accessed 28 March 2020).
- Alsuaiket M (2018) *Measuring academic performance of students in higher education using data mining techniques*. Doctoral Thesis. Loughborough University, UK.
- American Psychiatric Association (2013) *Diagnostic and statistical manual of mental health disorders: 5th ed.* Arlington, VA: American Psychiatric Publishing.
- Anderson AH, Carter M and Stephenson J (2018) Perspectives of university students with autism spectrum disorder. *Journal of Autism and Developmental Disorders* 48(3): 651–665.
- Augur P (2019) Independent Panel Report to the Review of the Post 18 Education and Funding. *Department for Education*. London: Her Majesty's Stationery Office.
- Baio J, Wiggins L, Christensen, et al. (2018) Prevalence of autism spectrum disorder among children aged 8 years – Autism and developmental disabilities monitoring network, 11 sites, United States, 2014. *MMWR Surveillance Summaries* 67(6): 1.
- Barnhill GP (2016) Supporting students with Aspergers syndrome on college campuses: Current practices. *Focus on Autism and Other Developmental Disabilities* 31(1): 3–15.
- Berlant L (2011) *Cruel Optimism*. Durham: Duke University Press.
- Blunkett D, Norton P and Mitchell K (2019) Things have improved for disabled students but there is still much to do. Available at: <https://wonkhe.com/blogs/things-have-improved-for-disabled-students-but-theres-still-much-to-do/> (accessed 21 March 2020).
- Boliver V (2015) Are there distinctive clusters of higher and lower status universities in the UK? *Oxford Review of Education* 41(5): 608–627.
- Bozalek V (2012) Interview with Nancy Fraser. *Social Work Practitioner/Researcher* 2(1): 13651.
- Brugha TS, McManus S, Bankart J, et al. (2011) Epidemiology of autism spectrum disorder in adults in the community in England. *Archives of General Psychiatry* 68(5): 459–465.
- Chown N, Baker-Rogers J, Highes L, et al. (2018) The high achievers project: An assessment of the support for students with autism attending UK universities. *Journal of Further and Higher Education* 42(6): 837–854.
- Coney K and Allen M (2019) Supporting disabled students. What happens next? 2018. A report on the first destination of 2016 disabled graduates. August 2018 AGCAS Disability Task Group. www.agcas.org.uk/Latest/launch-of-what-happens-next-2019 (accessed on 17th August 2020).
- Cox BE, Thompson K, Anderson A, et al. (2017) College experiences for students with autism spectrum disorder: Personal identity, public disclosure, and institutional support. *Journal of College Student Development* 58(1): 71–87.
- Davari M, Noursalehi P and Keramati A (2019) Data mining approach to professional education market segmentation: A case study. *Journal of Marketing for Higher Education* 29(1): 45–66.
- De Jager G (2011) Missions on the move: University systems in England, New York state and California. *Higher Education Management and Policy* 23(1): 1–24.
- Department for Education (2016) *Teaching Excellence Framework: Year Two Specification (Ref: DFE-00232-2016)*. London, England: Author.
- Donelan M (2020) Where to now for outreach? Innovation and impact of Covid 19 on widening access to HE work in 2020-21. Available at: www.educationopportunities.co.uk/resources/videos/ (accessed 12 July 2020).

- Filippakou O & Tapper T (2015) Mission Groups and the New Politics of British Higher Education. *Higher Education Quarterly* 69(2): 121–137.
- Fraser N (1997) *Justice Interruptus: Critical Reflections on the “Postsocialist” Condition*. New York: Routledge.
- Fraser N (2000) Rethinking recognition. *New Left Review* 3 May–June: 107–120.
- Fraser N (2009) Social justice in the age of identity politics. In: Henderson G and Waterstone M (eds) *Geographic Thought: A Praxis Perspective*, pp.72–91. Abingdon: Routledge.
- Fraser N (2017) The end of progressive neoliberalism. *Dissent* 2(1): 1–4
- Furey S, Springer P and Parsons C (2014) Positioning university as a brand: Distinctions between the Brand promise of Russell group, 1994 group, university alliance, and million+ universities. *Journal of Marketing for Higher Education* 24(1): 99–121.
- Gelbar NW, Smith I and Reichow B (2014) Systematic review of articles describing experience and supports of individuals with autism enrolled in college and university programs. *Journal of Autism and Developmental Disorders* 44(10): 2593–2601.
- Gillard JW (2018) An initial analysis and reflection of the metrics used in the teaching excellence framework in the UK. *Perspectives: Policy and Practice in Higher Education* 22(2): 49–57.
- Gourlay L and Stevenson J (2017) Teaching excellence in higher education: Critical perspectives. *Teaching in Higher Education* 22(4): 391–395.
- Graham C (2013) Discourse of widening participation in the prospectus documents and websites of six higher education institutions. *British Journal of Sociology of Education* 34(1): 76–93.
- Gunasundari R and Karthikeyan S (2012) A study of content extraction from web pages based on links. *International Journal of Data Mining & Knowledge Management Process* 2(3): 236–230.
- Gurbuz E, Hanley M and Riby DM (2019) University students with autism: The social and academic experience of university in the UK. *Journal of Autism and Developmental Disorders* 49(2): 617–631.
- Hamilton L, Corbett-Whittier and Whittier Fowler Z (2012) *Using Case Study in Education Research*. London: Sage.
- Hastwell J, Martin N, Baron-Cohen S, et al. (2012) Giving Cambridge university students with Aspergers syndrome a voice: A qualitative, interview-based study towards developing a model for best practice. *Good Autism Practice* 13(1): 56–63.
- Hayes A (2017) The teaching excellence framework in the United Kingdom: An opportunity to include international students as “equals”? *Journal of Studies in International Education* 21(5): 483–497.
- Hayes A and Cheng J (2020) Datafication of epistemic equality: Advancing understandings of teaching excellence beyond benchmarked performativity. *Teaching in Higher Education* 25(4): 493–509.
- HESA (2018) “UK Domiciled Student Enrolments by Disability and Sex 2014/15 to 2017/18.” *Higher Education Statistics Agency*. Available at: www.hesa.ac.uk/data-and-analysis/students/table-15 (accessed 12th October 2019).
- HESA (2020) Who’s studying in HE: Personal characteristics. Available at: www.hesa.ac.uk/data-and-analysis/students/whos-in-he (accessed 28 June 2020).
- Hubble S and Bolton P (2018) Higher education tuition fees in England. Briefing paper 8151 House of Commons Library, 25 June 2018.

- Hull L and Mandy W (2017) Protective effect or missed diagnosis? Females with autism spectrum disorder. *Future Neurology* 12(3): 159–169.
- Injadat M, Salo F and Nassif A (2016) Data mining techniques in social media: A survey. *Neurocomputing* 214: 654–670.
- Drayton E and Waltman B (2020) Will universities need a bailout to survive the Covid-19 crisis? Institute for Fiscal Studies. Briefing Note BN300 July 2020.
- Jansen D, Emmers E, Petry K, et al. (2018) Functioning and participation of young adults with ASD in higher education according to the ICF framework. *Journal of Further and Higher Education* 42(2): 259–275.
- Johnson F and Gupta SK (2012) Web content mining techniques: A survey. *International Journal of Computer Applications* 47(11): 44–50.
- Keddie A (2012) Schooling and social justice through the lenses of Nancy Fraser. *Critical Studies in Education* 53(3): 263–279.
- Lynch K and Lodge A (2002) *Equality and Power in Schools: Redistribution, Recognition, and Representation*. London: Psychology Press.
- Martin N, Beardon L, Hodge N, et al. (2008) Towards an inclusive environment for university students who have Asperger syndrome (AS). *The Journal of Inclusive Practice in Further and Higher Education* 1(1): 3–14.
- Massie R (2018) The programme director and the teaching excellence framework: How do we train the former to survive the latter. *Higher Education Quarterly* 72(4): 332–343.
- Mills M, McGregor G, Baroutsis A, et al. (2016) Alternative education and social justice: Considering issues of affective and contributive justice. *Critical Studies in Education* 57(1): 100–115.
- Neary M (2016) Teaching excellence framework: A critical response and an alternative future. *Journal of Contemporary European Research* 12(3): 690–695.
- O’Connell C (2015) An examination of global university rankings as a new mechanism influencing mission differentiation: The UK context. *Tertiary Education and Management* 21(2): 111–126.
- Office for Students (OfS) (2018) *Teaching Excellence and Student Outcomes Framework. Year Four Procedural Guidance*. London: OfS.
- Office for Students (OfS) (2020) TEF outcomes. Available at: www.officeforstudents.org.uk/advice-and-guidance/teaching/tef-outcomes/tefoutcomes/ (accessed 27 March 2020).
- Olive V (2017) *How Much is Too Much?: Cross-subsidies from Teaching to Research in British Universities*. Oxford: Higher Education Policy Institute.
- Pascarella E (2001) Cognitive growth in college surprising and reassuring findings from the national study of student learning. *Change: The Magazine of Higher Learning* 33(6): 20–27.
- Power S (2012) From redistribution to recognition to representation: Social injustice and the changing politics of education. *Globalisation, Societies and Education* 10(4): 473–492.
- Riccio A, Kapp SK, Cage E, et al. (2020) Does participatory programming promote positive outcomes for autistic college students? A cross-institutional survey study. *International Society for Autism Research*. Available at: <https://insar.confex.com/insar/2020/meetingapp.cgi/Paper/34210> (accessed 15 June 2020).
- Romero C, Ventura S and Garcia E (2008) Data mining in course management systems: Moodle case study and tutorial. *Computers & Education* 51(1): 368–384.
- Runswick-Cole KA and Goodley D (2015) Disability, austerity and cruel optimism in big society: Resistance and “the disability commons”. *Canadian Journal of Disability Studies* 4(2): 162.

- Russell G, Kapp SK, Elliott D, et al. (2019) Mapping the autistic advantage from the accounts of adults diagnosed with autism: A qualitative study. *Autism in Adulthood: Challenges and Management* 1(2): 124–133.
- Tang H, Xing W and Pei B (2019) Time really matters: Understanding the temporal dimensions of online learning using educational data mining. *Journal of Educational Computing Research* 57(5): 1326–1347.
- Taylor J (2011) The assessment of research quality in UK universities: Peer review or metrics. *British Journal of Management* 22(2): 202–217.
- Tight M (2009) *The Development of Higher Education in the United Kingdom since 1945*. Maidenhead: Open University Press.
- Van Hees V, Moyson T and Roeyers H (2015) Higher education experiences of students with autism spectrum disorder: Challenges, benefits and support needs. *Journal of Autism and Developmental Disorders* 45(6): 1673–1688.
- Vincent J, Potts M, Fletcher D, Hodges S, Howells J, Mitchell A, Mallon B & Ledger T (2017) ‘I think autism is like running on Windows while everyone else is a Mac’: using a participatory action research approach with students on the autistic spectrum to rearticulate autism and the lived experience of university. *Educational Action Research* 25(2): 300–315.
- Vincent J (2020) Employability for UK University Students and Graduates on the Autism Spectrum: Mobilities and Materialities. *Scandinavian Journal of Disability Research* 22 (1): 12–24.
- Williams M, Pollard E, Takala H, et al. (2019), *Review of Support for Disabled Students in Higher Education in England*. Brighton: Institute for Employment Studies.
- Wood M and Su F (2017) What makes an excellent lecturer? Academics’ perspectives on the discourse of ‘teaching excellence’ in higher education. *Teaching in Higher Education* 22(4): 451–466.